



Cardinal Reports Catalog

Project Accounting

VIRGINIA DEPARTMENT OF ACCOUNTS

Revised 2/21/2024



Table of Contents

Revision History	5
Training Materials and Resources	6
Project Accounting	7
Project Accounting Inquiries	8
Employee Costs by Activity Inquiry	9
Employee Costs by Project Inquiry	11
Flexible Analysis Template	13
Flexible Analysis Inquiry	14
Invoices by Activity Inquiry	17
Journal Entries by Activity Inquiry	19
Manager Transaction Review Inquiry	21
My Contracts Inquiry	25
My Projects Inquiry	27
Projects Reconciliation Workbench Inquiry	30
Purchase Orders by Activity Inquiry	32
Review Accounting History Inquiry	34
Review and Manage Limits Inquiry	36
Review Billing - As Incurred Inquiry	37
Review Billing – Events Inquiry	39
Review Billing – Plans/History Inquiry	40
Review Contract Information – Amendments Inquiry	44
Review Contract Information – Notes Inquiry	46
Review Contract Information – Projects/Activities Inquiry	48
Review Contract Summary Inquiry	52
Review Revenue - As Incurred Inquiry	54
Review Revenue - As Incurred Journal Accounting Lines Inquiry	55
Review Revenue – Events Inquiry	57
Review Revenue - Fixed Amount Accounting Lines Inquiry	58
Review Revenue – History Inquiry	60
Review Revenue – Plans Inquiry	62
Transactions In Progress Inquiry	64
Vouchers by Activity Inquiry	66
Project Accounting Queries	68
Allowable Unallowable Accounts Query (V_PA_PROJ_EXPENDITURE_ACCTS)	69
Bill History by Contract Query (V_PA_BILL_HIST_CONTRACT)	70



Billing Adjustment Validation Query (V_PA_BILLING_ADJUSTMENTS)	70
Billing Adjustment Validation Query (V_PA_BILLING_ADJUSTMENTS)	73
Billing Interface Errors Query (V_PA_BILL_INTFC_ERROR_COA).....	75
Billing Worksheet Lines to Defer Query (V_PA_BI_WRKSHT_LINES_TO_DEFER).....	77
Contract Information Query (V_PA_CONTRACT_INFO)	78
Contract Limit Exception Detail Query (V_PA_CNTRCT_LMT_EXCPTN_DTL).....	80
Contract Project/Activities Combination Query (V_PA_CONTRACT_PROJ_ACT_COMBO)	81
Contract with No Billing Query (V_PA_CA_NO_BI)	82
Contracts on Billing Hold Query (V_PA_CA_BI_HOLD).....	83
Contracts with Split AC Query (V_PA_CONTRACTS_WITH_AC_SPLIT).....	84
Customer Contract Products Query (V_PA_CUST_CONTRACT_PRODUCTS)	85
Detail Project Expenditures Query (V_PA_PRJ_EXPEND_DTL)	86
Distribution Codes Query (V_PA_DISTRBUTION_CODES)	87
Expenditure and Billing Data for Bill Adjustment Query (V_PA_BI_ADJUST_LTD_DATA)	88
Federal Billings by Project Category Query (V_PA_FED_BIL_BY_PROJ_CATEGORY)	89
Federal Contracts with No Project Query (V_PA_CONTR_NO_PRJ)	90
Federal Expenditure Reclass Report Query (V_PA_FED_EXP_RECLASS)	91
Federal Lands on TMP Bill Query (V_PA_FEDERAL_LANDS_ON_TMP_BILL).....	92
Federal Subrecipient Monitor Query (V_PA_SUB_RECP_MONITOR)	93
Project Expenditures and Transfers Query (V_PA_PROJ_EXP_AND_TRANSFERS).....	94
Project Expenditures by Fund Query (V_PA_PROJ_EXPENDITURE_BY_FUND)	95
Project Expense by Report Category Query (V_PA_PROJ_BY_PROJ_CATEGORY_SUM)	96
Project Payroll Expenditures Query (V_PA_PROJ_PAYROLL_EXPENDITURES)	97
Project Phase Closing Query (V_PA_PHASE_CLOSING).....	98
SEFA Federal Query (V_PA_SEFA_FED).....	99
Summary of Federal Bill Lines Query (V_PA_FED_SUM_BILL_LINES).....	100
Validate Federal Bill Lines Query (V_PA_FED_BILL_VALIDATE)	101
Project Accounting Reports	102
Contracts Billing Management Report	103
Contracts Prepaid Management Report (RPA149) –BI Publisher Report.....	105
Disaster Report (RPA109)	107
Expenditures Allocations Report (RPA091)	111
Federal Accrued Unbilled Cost by Type of Exception Report (VPAR113)	114
Federal Contract Status Report (RPA119).....	117
Financial Summary by Program Report (RPA096).....	119
Funding Source Report (RPA150)	121



Limit Amount Report –BI Publisher Report	125
Prepaid Report (RPA149)	127
Project Expenditure by Activity Group Report (RPA100).....	129
Project Expenditure by Employee Report (RPA090)	131
Project Expenditures by Location Report (RPA093)	134
Project Overview Report (VPAR0094)	136
Revenue Management Report.....	138
Summary of Financial Activity by Project or Contract (RPA105)	140
Transaction Relationship Report (RPA145)	143
Project Accounting nVision Reports	145
Financial Summary - Project Expenditure by Account Report (VPAR106b - nVision).....	146
Financial Summary - Project Expenditure by Activity Report (VPAR106a - nVision)	147



Revision History

Revision Date	Summary of Changes
2/21/2024	Baseline



Training Materials and Resources

After reviewing this Reports Catalog, if any additional information or guidance is needed, please refer to the following:

- **Cardinal NAV220 Introduction to Cardinal Financial Reporting:** This Web-Based Training (WBT) course provides training, demonstrations, and exercises that cover the fundamentals of how to run or access financial reports and queries. Additionally, it covers how to perform inquiries on financial data. The course provides:
 - Key concepts in Cardinal reporting
 - Information and an interactive demonstration on how to run FIN reports using different Reporting Options
 - Information and an interactive demonstration on how to retrieve existing Batch Generated FIN Reports
 - Information on how to add FIN reports to your Favorites folder
 - Information on how to perform an inquiry on financial data
 - Information and an interactive demonstration on how to navigate to the Query Viewer, search for run a FIN query, and download the query results
 - Information on how to add HCM queries to your Favorites folder

Note: This WBT Course is located on the Cardinal website and can be accessed by following this path:

Learning > Web-Based Training (FIN) > NAV220: Introduction to Cardinal Financial Reporting



<This page is intended to be blank>



Project Accounting Inquiries

<This page is intended to be blank>



Employee Costs by Activity Inquiry

REVISED: 03/02/2017

DESCRIPTION:

This inquiry is used to review employee time and costs by activity.

NAVIGATION PATH:

Main Menu > Project Costing > Review Costs > Accumulated Costs > Employee Costs by Activity

INPUT / SEARCH CRITERIA:

Business Unit
Project
Activity
WBS ID
Project Description
Activity Description
Activity Type
Status as of Effective Date
Activity Owner
New Milestone

OUTPUT FORMAT:

Online

Screenshot of the Employee Costs by Activity Inquiry - Search Page

Employee Costs by Activity

Enter any information you have and click Search. Leave fields blank for a list of all values.

Find an Existing Value

Search Criteria

Business Unit = 50100

Project begins with 0000095952

Activity begins with

WBS ID begins with

Project Description begins with

Activity Description begins with

Activity Type begins with

Status as of Effective Date =

Activity Owner begins with

New Milestone =

☐ Case Sensitive

Limit the number of results to (up to 300): 300

Search Clear Basic Search Save Search Criteria

Search Results

View All First 1-100 of 289 Last

Business Unit	Project	Row Number	WBS ID	Activity	Project Description	Activity Description	Activity Type	Status as of Effective Date	Activity Owner	New Milestone
50100	0000095952.3	1.1.1	602	0029-071-681,P101,R201,C501	PE/Constr - Constr on PE Job	9101	Inactive	(blank)	(blank)	
50100	0000095952.4	1.1.2	606	0029-071-681,P101,R201,C501	Advanced R/W Prior to Acq.	9101	Inactive	(blank)	(blank)	
50100	0000095952.5	1.1.3	607	0029-071-681,P101,R201,C501	R/W Stakeout for Cond. and App	9101	Inactive	(blank)	(blank)	



Screenshot of the Employee Costs by Activity Inquiry Page

Favorites ▾

Main Menu ▾

> Project Costing ▾

> Review Costs ▾

> Accumulated Costs ▾

> Employee Costs by Activity

Employee Costs by Activity

Project 0000095952

Description 0029-071-681,P101,R201,C501

Activity 602

Description

Employee Costs by Activity

Personalize | Find | View All | |

First ◀ 1-5 of 20 ▶ Last

Analysis Type		Currency	Unit of Measure	Quantity	Amount
BLD	00012522200	USD	HUR	24.00	883.40
BLD	00073599100	USD	HUR	16.00	669.76
BLD	00163927400	USD	HUR	4.00	108.50
BLD	00164650300	USD	HUR	4.00	140.34
BLD	00219329200	USD	HUR	13.00	411.68

Return to Search

Notify



Employee Costs by Project Inquiry

REVISED: 03/02/2017

DESCRIPTION:

This inquiry is used to review employee time and costs by project.

NAVIGATION PATH:

Main Menu > Project Costing > Review Costs > Accumulated Costs > Employee Costs by Project

INPUT / SEARCH CRITERIA:

Business Unit
Project
Description

OUTPUT FORMAT:

Online

Screenshot of the Employee Costs by Project Inquiry – Search Page

Favorites ▾Main Menu ▾>Project Costing ▾>Review Costs ▾>Accumulated Costs ▾>Employee Costs by Project

Employee Costs by Project

Enter any information you have and click Search. Leave fields blank for a list of all values.

Find an Existing Value

▼ Search Criteria

Business Unit = ▾50100 🔍
Project begins with ▾95952 🔍
Description begins with ▾
☐ Case Sensitive
Limit the number of results to (up to 300): 300

SearchClearBasic Search 🔍Save Search Criteria

Search Results

View AllFirst ◀1 of 1▶Last

Business Unit	Project	Description	Project Type
50100	0000095952	0029-071-681,P101,R201,C501	CONST

Rev 2/21/2024

Page 11 of 148



Screenshot of the Employee Costs by Project Inquiry Page

Favorites ▾Main Menu ▾>Project Costing ▾>Review Costs ▾>Accumulated Costs ▾>Employee Costs by Project

Employee Costs by Project

Project 0000095952

Description 0029-071-681,P101,R201,C501

Employee Costs by Project

Personalize | Find | View 100 | First 1-5 of 287 Last

Analysis Type	Employee ID	Currency	Unit of Measure	Quantity	Amount
ACT		USD			303.05
ACT		USD			102.60
ACT		USD			35.00
BLD		USD			303.05
BLD		USD			35.00

Return to Search

Notify



Flexible Analysis Template

REVISED: 02/21/2024

DESCRIPTION:

This template is used to specify the analysis types that the system uses to gather project costs. You must create a template before you can perform flexible analysis. A Flexible Analysis Inquiry provides a view of activity costs based on the analysis groups that are specified in the flexible analysis template.

You can save a template as a user default to save time performing flexible analyses or can modify flexible analysis templates as required..

NAVIGATION PATH:

Main Menu > Project Costing > Flexible Analysis Template

INPUT / SEARCH CRITERIA:

Business Unit

OUTPUT FORMAT:

Online

Screenshot of the Flexible Analysis Inquiry

Favorites ▾Main Menu ▾>Project Costing ▾>Flexible Analysis Template

Flexible Analysis Template

User ID PPS1_JANIS.HANNUKSELAName HANNUKSELA, JANIS

Business Unit 15100

Template ☐ Public

*Description

Flexible Analysis TemplatePersonalize | Find | View All |

First 1-2 of 2 Last

Number	Analysis Group	Field Heading		
<input type="text" value="1"/>	<input type="text" value="ALL"/>	<input type="text" value="All Analysis Types"/>		
<input type="text" value="2"/>	<input type="text" value="PSBLD"/>	<input type="text" value="Billing to Projects"/>		

[Return To Flexible Analysis](#)

Save Notify

Add



Flexible Analysis Inquiry

REVISED: 03/01/2017

DESCRIPTION:

This inquiry is used to review current project data from the project summary tables. It provides a view of activity costs based on the analysis groups that are specified in a flexible analysis template.

You must create a template before you can perform flexible analysis. Templates specify the analysis types that the system uses to gather project costs. You can save a template as a user default to save time performing flexible analyses or can modify flexible analysis templates as required.

NAVIGATION PATH:

Main Menu > Project Costing > Interactive Reports > Flexible Analysis

INPUT / SEARCH CRITERIA:

Business Unit
Project
Description
Project Type

OUTPUT FORMAT:

Online

ADDITIONAL INFORMATION:

You must create a flexible analysis template before you can perform flexible analysis. Templates specify the analysis types that the system uses to gather project costs. You can save a template as a user default to save time performing flexible analyses or you can modify flexible analysis templates as required

Screenshot of the Flexible Analysis Inquiry – Search Page

Favorites ▾Main Menu ▾>Project Costing ▾>Interactive Reports ▾>Flexible Analysis

Flexible Analysis

Enter any information you have and click Search. Leave fields blank for a list of all values.

Find an Existing Value

▼ Search Criteria

Business Unit = ▾50100 🔍

Project begins with ▾0000003412 🔍

Description begins with ▾

Project Type begins with ▾ 🔍

☐ Case Sensitive

Limit the number of results to (up to 300): 300

SearchClearBasic Search 🔍Save Search Criteria

Search Results

View AllFirst1 of 1Last

Business Unit	Project	Description	Project Type
50100	0000003412	0642011P14	CONST



Screenshot of the Flexible Analysis Inquiry Page

Navigation: Favorites ▾ Main Menu ▾ > Project Costing ▾ > Interactive Reports ▾ > Flexible Analysis

Flexible Analysis

Project 0000003412 Description 0642011P14

Flexible Analysis Cost Summary : User Template : 7 Personalize | Find | View All | | First ⏮ 1 of 1 ⏭ Last

Project	All Analysis Types	Billing to Projects
0000003412	\$1,300,820.54	

Flexible Analysis Template

Return to Search Previous in List Next in List Notify

Screenshot of the Flexible Analysis Inquiry Page (continued)

Navigation: Favorites ▾ Main Menu ▾ > Project Costing ▾ > Interactive Reports ▾ > Flexible Analysis

Flexible Analysis

Project 0000003412 Description 0642011P14

0000003412

Flexible Analysis Cost Summary : User Template : 7 Personalize | Find | View All | | First ⏮ 1-3 of 3 ⏭ Last

Activity ID	Summary	All Analysis Types	Billing to Projects
9104	<input checked="" type="checkbox"/>	\$565,485.77	
9320	<input checked="" type="checkbox"/>	\$650,410.27	
9420	<input checked="" type="checkbox"/>	\$84,924.50	

Flexible Analysis Template

Return to Search Previous in List Next in List Notify



Screenshot of the Flexible Analysis Inquiry Page (continued)

Navigation: Favorites ▾ Main Menu ▾ > Project Costing ▾ > Interactive Reports ▾ > Flexible Analysis

Flexible Analysis

Project 0000003412 Description 0642011P14

0000003412 • 9104

Flexible Analysis Cost Summary : User Template : 7			
Personalize Find View All [Print] [Export] First 1 of 1 Last			
Activity ID	Summary	All Analysis Types	Billing to Projects
9174	<input checked="" type="checkbox"/>	\$565,485.77	

Flexible Analysis Template

[Return to Search](#) [Previous in List](#) [Next in List](#) [Notify](#)

Screenshot of the Flexible Analysis Inquiry Page (continued)

Navigation: Favorites ▾ Main Menu ▾ > Project Costing ▾ > Interactive Reports ▾ > Flexible Analysis

Flexible Analysis

Project 0000003412 Description 0642011P14

0000003412 • 9174

Flexible Analysis Cost Summary : User Template : 7			
Personalize Find View All [Print] [Export] First 1-3 of 5 Last			
Activity ID	Summary	All Analysis Types	Billing to Projects
731	<input type="checkbox"/>	\$559,787.46	
733	<input type="checkbox"/>	\$1,646.03	
743	<input type="checkbox"/>	\$1,966.72	

Flexible Analysis Template

[Return to Search](#) [Previous in List](#) [Next in List](#) [Notify](#)



Invoices by Activity Inquiry

REVISED: 03/02/2017

DESCRIPTION:

This inquiry is used to review project cost transactions related to billing invoices.

NAVIGATION PATH:

Main Menu > Project Costing > Review Costs > Accumulated Costs > Invoices by Activity

INPUT / SEARCH CRITERIA:

Business Unit
Project
Activity
WBS ID
Project Description
Activity Description
Activity Type
Status as of Effective Date
Activity Owner
New Milestone

OUTPUT FORMAT:

Online

Screenshot of the Invoices by Activity Inquiry – Search Page

Navigation: Favorites > Main Menu > Project Costing > Review Costs > Accumulated Costs > Invoices by Activity

Invoices by Activity

Enter any information you have and click Search. Leave fields blank for a list of all values.

[Find an Existing Value](#)

Search Criteria

Business Unit: [dropdown] [50100] [magnifying glass]

Project: [begins with dropdown] [0000095952] [magnifying glass]

Activity: [begins with dropdown] [] [magnifying glass]

WBS ID: [begins with dropdown] []

Project Description: [begins with dropdown] []

Activity Description: [begins with dropdown] []

Activity Type: [begins with dropdown] [] [magnifying glass]

Status as of Effective Date: [= dropdown] [] [dropdown]

Activity Owner: [begins with dropdown] [] [magnifying glass]

New Milestone: [= dropdown] [] [dropdown]

☐ Case Sensitive

Limit the number of results to (up to 300): [300]

[Search](#) [Clear](#) [Basic Search](#) [Save Search Criteria](#)

Search Results

[View All](#) First 1-100 of 289 Last

Business Unit	Project	Row Number	WBS ID	Activity	Project Description	Activity Description	Activity Type	Status as of Effective Date	Activity Owner	New Milestone
50100	0000095952	3	1.1.1	602	0029-071-681,P101,R201,C501	PE/Constr - Constr on PE Job	9101	Inactive	(blank)	(blank)
50100	0000095952	4	1.1.2	606	0029-071-681,P101,R201,C501	Advanced R/W Prior to Acq.	9101	Inactive	(blank)	(blank)
50100	0000095952	5	1.1.3	607	0029-071-681,P101,R201,C501	R/W Stakeout for Cond. and App	9101	Inactive	(blank)	(blank)
50100	0000095952	6	1.1.4	608	0029-071-681,P101,R201,C501	Const. Stakeout Prior to Award	9101	Inactive	(blank)	(blank)
50100	0000095952	7	1.1.5	609	0029-071-681,P101,R201,C501	P.E. Educational Courses	9101	Inactive	(blank)	(blank)
50100	0000095952	8	1.1.6	611	0029-071-681,P101,R201,C501	Preliminary Surveys	9101	Inactive	(blank)	(blank)



Screenshot of the Invoices by Activity Inquiry Page

Favorites ▾

Main Menu ▾

> Project Costing ▾

> Review Costs ▾

> Accumulated Costs ▾

Invoices by Activity

Invoices by Activity

Project 0000095952

Description 0029-071-681,P101,R201,C501

Activity 602

Description

Invoice

Search

Invoices					Personalize	Find	View 100	First	1-3 of 174	Last
Analysis Type	Invoice	Source Amount	Currency	Description						
BLD	FED000177	-2.92	USD	FHWA Billed @80%						
BLD	FED000299	50.93	USD	FHWA Billed @80%						
BLD	FED000384	203.71	USD	FHWA Billed @80%						

Return to Search

Notify



Journal Entries by Activity Inquiry

REVISED: 03/02/2017

DESCRIPTION:

This inquiry is used to review project cost transactions related to journal entries.

NAVIGATION PATH:

Main Menu > Project Costing > Review Costs > Accumulated Costs > Journal Entries by Activity

INPUT / SEARCH CRITERIA:

Business Unit
Project
Activity
WBS ID
Project Description
Activity Description
Activity Type
Status as of Effective Date
Activity Owner
New Milestone

OUTPUT FORMAT:

Online

Screenshot of the Journal Entries by Activity - Search Page

Favorites ▾ Main Menu ▾ > Project Costing ▾ > Review Costs ▾ > Accumulated Costs ▾ > Journal Entries by Activity

Journal Entries by Activity

Enter any information you have and click Search. Leave fields blank for a list of all values.

[Find an Existing Value](#)

Search Criteria

Business Unit = ▾ 50100 x 🔍
Project begins with ▾ 0000095952 🔍
Activity begins with ▾ 602 🔍
WBS ID begins with ▾
Project Description begins with ▾
Activity Description begins with ▾
Activity Type begins with ▾ 🔍
Status as of Effective Date = ▾
Activity Owner begins with ▾ 🔍
New Milestone = ▾

☐ Case Sensitive
Limit the number of results to (up to 300):

[Search](#) [Clear](#) [Basic Search](#) [Save Search Criteria](#)

Search Results

View All First 1 of 1 Last

Business Unit	Project	Row Number	WBS ID	Activity	Project Description	Activity Description	Activity Type	Status as of Effective Date	Activity Owner	New Milestone
50100	0000095952	3	1.1.1	602	0029-071-681,P101,R201,C501	PE/Constr - Constr on PE Job	9101	Inactive	(blank)	(blank)











Screenshot of the Journal Entries by Activity Page

Journal Entries by Activity

Project 0000095952 Description 0029-071-681,P101,R201,C501
Activity 602 Description

Journal Entries Personalize | Find | View 100 | First 1-6 of 129 Last

Analysis Type	General Ledger Business Unit	Journal ID	Currency	Unit of Measure	Quantity	Amount	
ACT	50100	AP00034945	USD	HUR		2,298.72	
ACT	50100	AP00134561	USD	HUR		615.35	
ACT	50100	AP00145067	USD	HUR		951.78	
ACT	50100	AP00158686	USD	HUR		125.37	
ACT	50100	AP00222085	USD	HUR		669.84	
ATE	50100	ALC0000001	USD			15.84	

 Return to Search  Notify

Screenshot of the Journal Entries by Activity Page – Review Journal Status

Journal Header **Journal Lines**

Unit 50100 Journal ID AP00034945 Journal Date 05/08/2014

Fiscal Year 2014 Source AP Process Instance 1912253

Accounting Period 11 Reference Number Status: Posted

Ledger Group ACTUALS Ledger Budget Status: Valid

Long Description Accounts Payable




Journal Line Totals

Lines	3,502	Debits	32,334,624.49 USD	Credits	32,334,624.49 USD
-------	-------	--------	-------------------	---------	-------------------

Commitment Control Amount Type

Amount Type Actuals and Recognized Override N

User

 Save  Return to Search  Notify

Journal Header | Journal Lines



Manager Transaction Review Inquiry

REVISED: 03/01/2017

DESCRIPTION:

This inquiry is used to view transactions (cost transactions and associated billing) for a particular project or project/activity combination.

NAVIGATION PATH:

Main Menu > Project Costing > Interactive Reports > Manager Transaction Review

INPUT / SEARCH CRITERIA:

Business Unit
Project
Activity
Contract
Contract Line Number
Analysis Type
Source Type
Category
Subcategory
Employee ID
Revenue Distribution Status
Billing Distribution Status
View Type (Detail, Summary, Template ID)
Reviewed (All, Reviewed, Not Reviewed)
Date Type (Accounting Date / Transaction Date)
From Date
Through Date

OUTPUT FORMAT:

Online



Screenshot of the Manager Transaction Review - Search Page, Detail View Type Selected

Navigation: Favorites ▾ Main Menu ▾ > Project Costing ▾ > Interactive Reports ▾ > Manager Transaction Review

Manager Transaction Review | Cost Review | Billing Review

Select ?

*Business Unit Contract

Project Contract Line Number

Activity [Select Project Activities](#)

Analysis Type Employee ID

Source Type Revenue Distribution Status

Category Billing Distribution Status

Subcategory

View Type ?

☒ Detail

☐ Summary Template ID

Transaction Summary Template

Reviewed ?

☒ All ☐ Reviewed ☐ Not Reviewed

Date Type

Date Type From Date Through Date

Manager Transaction Review | Cost Review | Billing Review

Screenshot of the Manager Transaction Review Page - Cost Review - General Tab

Navigation: Favorites ▾ Main Menu ▾ > Project Costing ▾ > Interactive Reports ▾ > Manager Transaction Review

Manager Transaction Review | **Cost Review** | Billing Review New Window | Help |

Detail Review ? Personalize | Find | First 1 of 1 Last

General | Transaction Details | Contract Information |

Reviewed	Project	Activity	Analysis Type	Amount	Currency Code	Adjust	Transaction Date	Accounting Date	Source Type	Category	Subcategory
<input type="checkbox"/>				\$0.000		<input type="checkbox"/>					

☒ Select All Reviewed ☐ Clear All Reviewed Total Cost Amount \$0.000

Manager Transaction Review | Cost Review | Billing Review



Screenshot of the Manager Transaction Review Page - Cost Review - Transaction Details Tab

Manager Transaction Review | Cost Review | Billing Review

Detail Review ?

General Transaction Details Contract Information

Reviewed	Project	Activity	Analysis Type	Amount	Currency Code	Adjust	Foreign Amount	Foreign Currency Code	Name	Job Code	Billing Status	Quantity	Unit of Measure
<input type="checkbox"/>				\$0.000		<input type="checkbox"/>	\$0.000						

☒ Select All Reviewed ☐ Clear All Reviewed

Total Cost Amount \$0.000

Adjust

Save

Manager Transaction Review | Cost Review | Billing Review

Screenshot of the Manager Transaction Review - Search Page, Summary View Type Selected

Manager Transaction Review | Cost Review | Billing Review

Select ?

*Business Unit Contract

Project Contract Line Number

Activity [Select Project Activities](#)

Analysis Type Employee ID

Source Type Revenue Distribution Status

Category Billing Distribution Status

Subcategory

View Type ?

☐ Detail

☒ Summary Template ID

Transaction Summary Template

Reviewed ?

☒ All ☐ Reviewed ☐ Not Reviewed

Date Type

Date Type From Period To Period

Search Reset

Manager Transaction Review | Cost Review | Billing Review



Screenshot of the Manager Transaction Review Page - Cost Review Tab, Summary View Type Selected

Favorites ▾ Main Menu ▾ > Project Costing ▾ > Interactive Reports ▾ > Manager Transaction Review						
Manager Transaction Review Cost Review Billing Review						
Summary Review				Personalize Find  	First  1 of 1  Last	
Project	Activity	Quantity	Unit of Measure	Amount	Currency Code	Details
				\$0.000		Details
Total Cost Amount						\$0.000
Manager Transaction Review Cost Review Billing Review						



My Contracts Inquiry

REVISED: 03/01/2017

DESCRIPTION:

This inquiry is used to define and update a personalized list of contracts.

NAVIGATION PATH:

Main Menu > Customer Contracts > My Contracts

INPUT / SEARCH CRITERIA:

None

OUTPUT FORMAT:

Online

Screenshot of the My Contracts Page

Favorites ▾

Main Menu ▾ > Customer Contracts ▾ > My Contracts

My Contracts

User ID Name JOHN DOE

My Contracts

Personalize | Find | View All |

First 1-3 of 3 Last

General

Details

Contract	Description	Business Unit	Contract Type	Contract Classification	Sold To Customer
0813164	NH0813164	50100	F	Government	FEDERAL HIGHWAY ADMINISTRATION
5A01047	HSIP5A01047	50100	F	Government	FEDERAL HIGHWAY ADMINISTRATION
9644112	HSIP-9644112	50100	F	Government	FEDERAL HIGHWAY ADMINISTRATION

Create New Contract

Search Contracts



Screenshot of the Selected Contract

Favorites ▾ Main Menu ▾ > Customer Contracts ▾ > My Contracts > General Information

General Lines

Contract Number 5A01047
Amendment Number 0000000003

Sold To Customer FEDERAL HIGHWAY ADMINISTRATION
*Contract Status FV ACCEPTED x Q

Add to My Contracts

Description HSIP5A01047
Contract Admin Q
Region Code
Contract Type F
Currency Code USD
Exchange Rate Type CRRNT
Contract Signed 05/05/2010
Contract Role
Revenue Profile
Use Project ChartFields: ☒

Processing Status Closed
Amendment Status Complete
Business Unit VA Dept of Transportation
Contract Classification Government
Last Amended 06/18/2018
Start Date 05/05/2010
End Date 08/31/2018
Last Update Date/Time 02/25/2019 2:10:09PM
Last Update User ID
Separate Fixed Billing and Revenue: ☐
Separate As Incurred Billing and Revenue: ☐

Other Information

Summary of Amounts ?

Billing Plans Revenue Plans Milestones Supplemental Data Go To More ▾

Return to My Contracts

Save Return to Search Notify Add Update/Display

General | Lines



My Projects Inquiry

REVISED: 03/18/2020

DESCRIPTION:

This inquiry is used to define and update a personalized list of projects.

NAVIGATION PATH:

Main Menu > Project Costing > My Projects

INPUT / SEARCH CRITERIA:

None

OUTPUT FORMAT:

Online

Screenshot of the My Projects Page

Favorites ▾Main Menu ▾> Project Costing ▾> My Projects

My Projects

User ID Name JOHN DOE

My Projects

Personalize | Find | View All |

First 1-7 of 11 Last

General | Details | Amounts |

Project Business Unit	Project	Description	Program	Project Status	Processing Status	Project Overall
50100	0000051990	EN99125114	<input type="checkbox"/>	Hold	Active	
50100	0000077061	0001088141,P101,N501	<input type="checkbox"/>	Open	Active	
50100	0000083254	U000-121-159, P101, M501	<input type="checkbox"/>	Open	Active	
50100	0000087018	EN07032117,P101,C501	<input type="checkbox"/>	Open	Active	
50100	0000096290	9999964122,P101,N501	<input type="checkbox"/>	Closed	Inactive	
50100	0000103701	EN99-073-167, P101	<input type="checkbox"/>	Open	Active	
50100	0000108929	PM5F-090-748, P401	<input type="checkbox"/>	Open	Active	

Create New Project

[Projects List](#)

Create Project from Microsoft

Note: To access the project record, click the link in the **Project** column.

To access the project status, click the link in the **Project Status** column.

If you do not have any projects listed or you want to narrow your project search, click the **Projects List** link at the bottom of the page.



Screenshot of the My Projects – Projects List (Add a Project to My Projects List)

Projects List

Search Criteria

*Business Unit ☒ My Projects

Project Tree

Tree Name Effective Date Parent Node

Project Type Project Status Project Manager

Project Description

Project Information

From Project Through Project

From Start Date Through Start Date

Project List

Personalize | Find | View All | First 1-6 of 11 Last

My Projects	Project Business Unit	Project	Description	Type	Project Manager	Start Date	Project Status	Edit
<input type="checkbox"/>	50100	0000051990	EN99125114	CONSTRUCTION	JOHN DOE	03/28/2000	Hold	<input type="button" value="Edit"/>
<input checked="" type="checkbox"/>	50100	0000077061	0001088141,P101,N501	CONSTRUCTION	JOHN DOE	01/27/2006	Open	<input type="button" value="Edit"/>
<input type="checkbox"/>	50100	0000083254	U000-121-159, P101, M501	CONSTRUCTION	JOHN DOE	10/02/2007	Open	<input type="button" value="Edit"/>
<input type="checkbox"/>	50100	0000087018	EN07032117,P101,C501	CONSTRUCTION	JOHN DOE	08/10/2009	Open	<input type="button" value="Edit"/>
<input type="checkbox"/>	50100	0000096290	9999964122,P101,N501	CONSTRUCTION	JOHN DOE	05/01/2010	Closed	<input type="button" value="Edit"/>
<input type="checkbox"/>	50100	0000103701	EN99-073-167, P101	CONSTRUCTION	JOHN DOE	08/30/2012	Open	<input type="button" value="Edit"/>

☒ Select All ☐ Clear All

Note: If you do not have any projects assigned to your project list, you can use the **Search** section of this page to find the project and add them to your list. Once you add a project to your list, it will display on the **My Projects** page the next time you access that page.

If you have multiple projects assigned to your project list, you can narrow the results by entering the criteria in the **Search** section of this page. Be sure that the **My Projects** checkbox is checked at the top of the page. Once you enter your criteria, click the **Search** button to see the results.

If you click the **Edit** button, it will take you to the project.



Screenshot of the Selected Project

Favorites ▾Main Menu ▾>Project Costing ▾>My Projects>General Information

General InformationProject Costing DefinitionManagerProjectsProjects DistributionUser FieldsRatesAttachments

Project 0000077061Add to My ProjectsProject Hierarchy

*Description0001088141,P101,N501ProgramProcessing StatusActive

*Integration50100VDOT SpecificProject StatusOpen

Project TypeCONSTCONSTRUCTION

Percent Complete0.00As Of

Project HealthAs Of

Project Schedule?Start Date01/27/2006End Date05/09/2016Additional Dates

DescriptionFind | View AllFirst1 of 1Last

Date/Time Stamp11/12/11 7:05:25AMUser ID CNV

Description:PE CLOSED DUE TO FFY11 4TH QTR FIRE REPORT, TIER 2 -- Installation of New Traffic Signal Coordination EquipmentIntersection of Rte 1 & Business Rte 3Spotsylvania Cross-County Parkway

72 characters remaining

Long Description:PE Phase FV'd 10/9/14 DO NOT REOPEN
FINAL FISCAL CLOSEOUT REVIEW COMPLETE. DO NOT REOPEN TO CHARGES DRC 9/25/19

Save as TemplateCopy Project

My ProjectsProject ValuationProject TeamProject ActivitiesGo ToMore

Return to My Projects

SaveReturn to SearchRefreshAddUpdate/DisplayInclude HistoryCorrect History



Projects Reconciliation Workbench Inquiry

REVISED: 02/21/2024

DESCRIPTION:

This inquiry is used to analyze a particular project instead of a group of transactions.

NAVIGATION PATH:

Main Menu > Project Costing > Interactive Reports > Projects Recon Workbench

INPUT / SEARCH CRITERIA:

Reconciliation ID
Business Unit
Project

OUTPUT FORMAT:

Online

ADDITIONAL INFORMATION:

The inquiry consists of a two-step search. Create a Project Reconciliation ID (Add a New Value) and then enter additional search criteria on the Projects Reconciliation Workbench page.

Screenshot of the Projects Recon Workbench Selection Page

The screenshot shows the 'Projects Recon Workbench' page. At the top, there is a navigation bar with 'Favorites', 'Main Menu', and a breadcrumb trail: '> Project Costing > Interactive Reports > Projects Recon Workbench'. Below the navigation bar, the page title 'Projects Recon Workbench' is displayed. There are two buttons: 'Find an Existing Value' and 'Add a New Value'. The 'Add a New Value' button is highlighted with a red border. Below these buttons, there are three input fields with search icons: 'Reconciliation ID' with the value 'REPORTCATALOG', 'Business Unit' with the value '50100', and 'Project' with the value '0000000200'. An 'Add' button is located below the input fields. At the bottom of the page, there is a footer with the text 'Find an Existing Value | Add a New Value'.



Screenshot of the Projects Reconciliation Workbench Page for Selected Project

Favorites

Main Menu

Project Costing

Interactive Reports

Projects Recon Workbench

Projects

Billing

Budgets

Contracts

Expenses

Grants F.A.

General Ledger

Inventory

Purchasing

Payables

Receivables

Projects Reconciliation Workbench

Reconciliation ID REPORTCATALOG

User ID

Name

Business Unit 50100

Project 0000000200

Activity

Selection Parameters

Days Inactive Range All

Project Cost Specific

Activity

Analysis Group

☒ PC Transactions not Costed or Priced

☐ Unbilled Transactions for Inactive Project

Search

Reset

PC Transactions not Costed or Priced

Personalize

Find

View All

First

1-16 of 28

Last

Source Information

Details

Print

	Activity	Quantity	Source Amount	Currency Code	Transaction Date
1	9302		1,219,431.62	USD	07/01/2009
2	9302			USD	07/01/2010
3	9302		3,494,831.00	USD	07/01/2011
4	9302		-3,494,831.00	USD	07/01/2011
5	9302			USD	07/01/2012
6	9302		3,494,831.00	USD	07/01/2012
7	9302		-3,494,831.00	USD	07/01/2012
8	9302			USD	07/01/2013
9	9302		3,494,831.00	USD	07/01/2013
10	9302		-3,494,831.00	USD	07/01/2013
11	9302			USD	07/01/2014
12	9302		3,494,831.00	USD	07/01/2014
13	9302		-3,494,831.00	USD	07/01/2014
14	9302			USD	07/01/2015
15	9302		3,494,831.00	USD	07/01/2015

Unbilled Transactions for Inactive Project

Personalize

Find

View All

First

1 of 1

Last

Source Information

Details

Print

	Activity	Transaction ID	Monetary Amount	Currency Code	Transaction Date
1					

Save

Notify

Add

Update/Display

Projects | Billing | Budgets | Contracts | Expenses | Grants F.A. | General Ledger | Inventory | Purchasing | Payables | Receivables



Purchase Orders by Activity Inquiry

REVISED: 03/02/2017

DESCRIPTION:

This inquiry is used to review project cost transactions related to purchase orders.

NAVIGATION PATH:

Main Menu > Project Costing > Review Costs > Accumulated Costs > Purchase Orders by Activity

INPUT / SEARCH CRITERIA:

Business Unit
Project
Activity
WBS ID
Project Description
Activity Description
Activity Type
Status as of Effective Date
Activity Owner
New Milestone

OUTPUT FORMAT:

Online

Screenshot of the Purchase Orders by Activity - Search Page

Navigation: Favorites > Main Menu > Project Costing > Review Costs > Accumulated Costs > Purchase Orders by Activity

Purchase Orders by Activity

Enter any information you have and click Search. Leave fields blank for a list of all values.

Search Criteria

Business Unit =

Project begins with

Activity begins with

WBS ID begins with

Project Description begins with

Activity Description begins with

Activity Type begins with

Status as of Effective Date =

Activity Owner begins with

New Milestone =

☐ Case Sensitive

Limit the number of results to (up to 300):

Search Results

View All First 1-100 of 289 Last

Business Unit	Project	Row Number	WBS ID	Activity	Project Description	Activity Description	Activity Type	Status as of Effective Date	Activity Owner	New Milestone
50100	0000095952	3	1.1.1	602	0029-071-681,P101,R201,C501 PE/Constr - Constr on PE Job	9101	Inactive	(blank)	(blank)	
50100	0000095952	4	1.1.2	606	0029-071-681,P101,R201,C501 Advanced R/W Prior to Acq.	9101	Inactive	(blank)	(blank)	
50100	0000095952	5	1.1.3	607	0029-071-681,P101,R201,C501 R/W Stakeout for Cond. and App.	9101	Inactive	(blank)	(blank)	
50100	0000095952	6	1.1.4	608	0029-071-681,P101,R201,C501 Const. Stakeout Prior to Award	9101	Inactive	(blank)	(blank)	
50100	0000095952	7	1.1.5	609	0029-071-681,P101,R201,C501 P.E. Educational Courses	9101	Inactive	(blank)	(blank)	
50100	0000095952	8	1.1.6	611	0029-071-681,P101,R201,C501 Preliminary Surveys	9101	Inactive	(blank)	(blank)	
50100	0000095952	9	1.1.7	612	0029-071-681,P101,R201,C501 Preliminary Studies	9101	Inactive	(blank)	(blank)	



Screenshot of the Purchase Orders by Activity Page

Purchase Orders by Activity

Project 0000095952 Description 0029-071-681,P101,R201,C501
Activity 602 Description

Purchase Orders Personalize | Find | View All | First 1-6 of 6 Last

Analysis Type	Purchase Order	Currency	Unit of Measure	Quantity	Amount	
ACT	0000700443	USD	HUR		2,298.72	
BLD	0000700443	USD	HUR		1,838.98	
ACT	0001061500	USD	HUR		669.84	
BLD	0001061500	USD	HUR		535.87	
ACT	0001105815	USD	HUR		1,692.50	
BLD	0001105815	USD	HUR		1,354.00	

Return to Search Notify

Screenshot of the Selected Purchase Order Page

Purchase Order Inquiry

Purchase Order

Business Unit 50100 PO Status Dispatched
PO ID 0000700443
Change Order 1

Header

PO Date 07/21/2011
Supplier Name A MORTON THOMA
Supplier ID 0000031637 Supplier Details
Buyer
PO Reference CNTRCT: 000000000000032402

Backorder Status Not Backordered
Receipt Status Not Recvd
☐ Hold From Further Processing

Amount Summary

Merchandise	5,892,604.42
Freight/Tax/Misc.	0.00
Total	5,892,604.42 USD

Header Details Activity Summary
Change Order Header Comments...
All RTV Document Status
Matching Actions

Lines Personalize | Find | View All | First 1 of 1 Last

Line	Item ID	Item Description	Category	PO Qty	UOM	Merchandise Amount	Status	
1	9250001000	ENGINEERING SERVICES, PROFESSI	9250001	1.0000	HUR	5,892,604.42 USD	Approved	

View Approvals

Return to Search Notify Related Links



Review Accounting History Inquiry

REVISED: 03/02/2017

DESCRIPTION:

This inquiry is used to review accounting entries that are sent to the General Ledger.

NAVIGATION PATH:

Main Menu > Project Costing > Accounting > Review Accounting History

INPUT / SEARCH CRITERIA:

General Ledger Business Unit
Journal ID
Journal Date
Journal Line Number
Ledger

OUTPUT FORMAT:

Online

ADDITIONAL INFORMATION:

Users should search by Journal ID or Journal Date.

Screenshot of the Review Accounting History - Search Page

Favorites ▾

Main Menu ▾ > Project Costing ▾ > Accounting ▾ > Review Accounting History

Review Accounting History

Enter any information you have and click Search. Leave fields blank for a list of all values.

Find an Existing Value

▼ Search Criteria

General Ledger Business Unit = ▾

50100

Journal ID begins with ▾

Journal Date = ▾

11/01/2019

Journal Line Number = ▾

Ledger begins with ▾

Limit the number of results to (up to 300):

Search

Clear

Basic Search

Save Search Criteria

Search Results

300 of 16174 results are displayed.

View All

First

1-100 of 300

Last

General Ledger Business Unit	Journal ID	Journal Date	Journal Line Number	Ledger
50100	CAREV61359	11/01/2019	1	ACTUALS
50100	CAREV61359	11/01/2019	2	ACTUALS
50100	CAREV61359	11/01/2019	3	ACTUALS
50100	CAREV61359	11/01/2019	4	ACTUALS
50100	CAREV61359	11/01/2019	5	ACTUALS



Screenshot of the Review Accounting History Page

Favorites ▾ Main Menu ▾ > Project Costing ▾ > Accounting ▾ > Review Accounting History

Review Accounting History

Journal ID

Business Unit 50100 **Journal CAREV61359** Date 11/01/2019 [GL Journal](#)

Ledger ACTUALS Line 1 Line Descr CA Revenue

Chartfields

Personalize | Find | View All | First 1 of 1 Last

Account	Fund	Program	Department	Cost Center	Task	FIPS	Asset	Agency Use 1	Agency Use 2	PC Business Unit	Project	
112061	04010		12018			019				50100	0000000673	6

< >

Base Currency USD Base Amount 509.30

Currency USD Transaction Amount 509.30

Statistics Code Statistic Amount

Projects Information

Personalize | Find | View All | First 1 of 1 Last

Transaction Detail

PC Business Unit	Project	Activity	Transaction ID	Account	Asset	Fund	Department	FIPS	Agency Use 2	Task
50100	0000000673	648	408213630	112061		04010	12018	019		

< >

Return to Search Previous in List Next in List



Review and Manage Limits Inquiry

REVISED: 03/01/2017

DESCRIPTION:

This inquiry is used to review limits defined for rate-based contract lines and release transactions that are over the limit specified for a non-government contract line.

NAVIGATION PATH:

Main Menu > Customer Contracts > Adjust Revenue and Billing > Review and Manage Limits

INPUT / SEARCH CRITERIA:

Business Unit
Limit Type (Funded / Billing)
Sold To Customer
Review By
Max Remaining %
Contract Admin
Contract Type
Contract Classification
Contract
Contract Line

OUTPUT FORMAT:

Online

Screenshot of the Review and Manage Limits - Search Page

Navigation: Favorites ▾ Main Menu ▾ > Customer Contracts ▾ > Adjust Revenue and Billing ▾ > Review and Manage Limits

Review Limits

Search Criteria

*Business Unit	50100	Contract Admin	
Limit Type	Funded/Billing	Contract Type	
Sold To Customer		Contract Classification	
Review By	All	Contract	0000001426
Max Remaining %		Contract Line	

Limits Personalize | Find | View All | First 1 of 1 Last

Remaining	Excess	Dates	FTT	Contract	Line	Transaction Identifier	Billing Limit	Processed Amount	Remaining Amount
				1 0000001426		2	7,133,742.02	6,306,563.94	827,178.08



Review Billing - As Incurred Inquiry

REVISED: 02/28/2017

DESCRIPTION:

This inquiry is used to review billing plans with an as-incurred billing method.

NAVIGATION PATH:

Main Menu > Customer Contracts > Review Billing > As Incurred

INPUT / SEARCH CRITERIA:

Business Unit
Billing Plan
Billing Business Unit
Project
Contract
Contract Classification
Billing Plan Status
Hold [checkbox]
Bill To Customer
Fee Type [various checkboxes]

OUTPUT FORMAT:

Online

Screenshot of the Review Billing - As Incurred - Search Page

Review Billing - As Incurred

Search Criteria

Business Unit

Billing Plan

Billing Business Unit

Project

Contract

Contract Classification

Billing Plan Status

☐ Hold

Bill To Customer

Billing

Contract Billing Information | Billing Financial Information

Personalize | Find | | First 1 of 1 Last

Business Unit	Contract	Bill Plan ID	Plan Description	Status	Hold	Hold Date	Billing Business Unit	Customer	Project	History
50100	0000001721	B101	As Incurred - Rate Based	Ready	<input checked="" type="checkbox"/>	05/16/2016	50100	0000003005	0000108147	History



Screenshot of the Billing Plan Page - As Incurred Contract Page

Favorites ▾Main Menu ▾> Customer Contracts ▾> Review Billing ▾> As Incurred > Define Billing Plan

Billing Plan GeneralEventsHistory

Contract 0000001721BI Unit 50100

Sold To Customer 0000003005COUNTY OF TAZEWEILL

Bill To 0000003005COUNTY OF TAZEWEELL

Billing Plan ◀ B101 ▶As Incurred - Rate BasedCurrency USD

Description As Incurred - Rate BasedBilling Status ReadyActions

Billing Method As Incurred☒ Hold 05/16/2016

Customer Information

BI Unit 50100VA Dept of Transportation

Bill To Customer 0000003005COUNTY OF TAZEWEELL

Addr Num 1

Bill To Contact

Billing Options

Bill Type CCT☒ Pre Approved

Bill Source PROJE☐ Direct Invoice

Summarization Template ID VDOT_OTHERVDOT Other

Purchase Order

Billing Header NoteInternal NotesPreview Summarization Template

Billing Default Overrides

Invoice Form LANDSCAPE

Cycle ID MONTHLYView Customer Defaults

Bill By ID PC_OTHERNon-Federal Project

Payment Method

Payment Terms

Billing Inquiry

Billing Specialist

Hold Details

Put On Hold Date 05/16/2016

Transaction Options

Bill Currency Contract Currency

Retainage Options

Items previously held as Retainages

☐ Bill☐ Write-off☒ Hold

Tolerance Options

Minimum Bill Amount0.00

☐ Final Bill

Return to Search - As Incurred

SaveReturn to SearchNotify

Billing Plan General | Events | History



Review Billing – Events Inquiry

REVISED: 02/28/2017

DESCRIPTION:

This inquiry is used to review event-based billing plans, update event statuses, and initiate reversals.

NAVIGATION PATH:

Main Menu > Customer Contracts > Review Billing > Events

INPUT / SEARCH CRITERIA:

Business Unit
Billing Plan ID
Billing Business Unit
Contract
Contract Classification
Billing Plan Status
Hold [checkbox]
Bill To Customer
Method [various checkboxes]
Fee Type [various checkboxes]

OUTPUT FORMAT:

Online

Screenshot of the Review Billing - Events - Search Page

Review Billing - Events

Search Criteria

*Business Unit: 50100 Contract: 0000001425
Billing Plan ID: Billing Business Unit: Contract Classification: Billing Plan Status: Hold [checkbox] Bill To Customer: Method: Fee Type:

Method: ☒ Milestone ☒ None ☒ Percent Complete ☒ Fixed Fee ☒ Value Based ☒ Award Fee ☒ As Incurred ☒ Incentive Fee ☒ Other Fee

Search Clear

Events

Contract Billing Information Billing Financial Information

Business Unit	Contract	Billing Plan	Plan Description	Billing Method	Plan Status	Event	Event Status	Hold	Hold Date	Billing Business Unit	Bill To Customer
<input type="checkbox"/> 50100	0000001425	B101	Amount Based - Milestone	Milestone	In Progress	1	Completed	<input type="checkbox"/>		50100	0000133944
<input type="checkbox"/> 50100	0000001425	B101	Amount Based - Milestone	Milestone	In Progress	2	Completed	<input type="checkbox"/>		50100	0000133944
<input type="checkbox"/> 50100	0000001425	B101	Amount Based - Milestone	Milestone	In Progress	3	Completed	<input type="checkbox"/>		50100	0000133944
<input type="checkbox"/> 50100	0000001425	B101	Amount Based - Milestone	Milestone	In Progress	4	Completed	<input type="checkbox"/>		50100	0000133944
<input type="checkbox"/> 50100	0000001425	B101	Amount Based - Milestone	Milestone	In Progress	5	Completed	<input type="checkbox"/>		50100	0000133944
<input type="checkbox"/> 50100	0000001425	B101	Amount Based - Milestone	Milestone	In Progress	6	Completed	<input type="checkbox"/>		50100	0000133944
<input type="checkbox"/> 50100	0000001425	B101	Amount Based - Milestone	Milestone	In Progress	7	Completed	<input type="checkbox"/>		50100	0000133944
<input type="checkbox"/> 50100	0000001425	B101	Amount Based - Milestone	Milestone	In Progress	8	Completed	<input type="checkbox"/>		50100	0000133944
<input type="checkbox"/> 50100	0000001425	B101	Amount Based - Milestone	Milestone	In Progress	9	Completed	<input type="checkbox"/>		50100	0000133944
<input type="checkbox"/> 50100	0000001425	B101	Amount Based - Milestone	Milestone	In Progress	10	Completed	<input type="checkbox"/>		50100	0000133944
<input type="checkbox"/> 50100	0000001425	B101	Amount Based - Milestone	Milestone	In Progress	11	Pending	<input type="checkbox"/>		50100	0000133944

Select All Clear All

Update Events

☐ Pending ☐ Ready ☐ Reversal Initiated

Update Event Status



Review Billing – Plans/History Inquiry

REVISED: 03/02/2020

DESCRIPTION:

This inquiry is used to review billing information, events, and history for processing or reversal.

NAVIGATION PATH:

Main Menu > Customer Contracts > Review Billing > Plans

INPUT / SEARCH CRITERIA:

Business Unit
Billing Plan ID
Billing Business Unit
Contract
Contract Classification
Billing Plan Status,
Hold [checkbox]
Bill To Customer
Method [various checkboxes]
Fee Type [various checkboxes]

OUTPUT FORMAT:

Online

ADDITIONAL INFORMATION:

History information is also located on the **Plans** page. Either click on the **History** link located on the **Review Billing – Plans** search results page or click on the **History** tab on the **Billing Plans** page to view the history for the selected contract.

Screenshot of the Review Billing - Plans - Search Page

Navigation: [Favorites](#) > [Main Menu](#) > [Customer Contracts](#) > [Review Billing](#) > [Plans](#)

Review Billing - Plans

Search Criteria

*Business Unit:

Billing Plan ID:

Billing Business Unit:

Contract:

Contract Classification:

Billing Plan Status:

☐ Hold

Bill To Customer:

Method

- ☒ Milestone
- ☒ Percent Complete
- ☒ Value Based
- ☒ As Incurred
- ☒ Recurring
- ☒ Immediate

Fee Type

- ☒ None
- ☒ Fixed Fee
- ☒ Award Fee
- ☒ Incentive Fee
- ☒ Other Fee

&Billing [Personalize](#) | [Find](#) | [View All](#) | [Print](#) | [Excel](#) | [First](#) | [1 of 1](#) | [Last](#)

Contract Billing Information | **Billing Financial Information** | [FFI](#)

Business Unit	Contract	Bill Plan ID	Plan Description	Billing Method	Status	Hold	Hold Date	Billing Business Unit	Customer	Detail	History
<input type="checkbox"/> 50100	0000001425	B101	Amount Based - Milestone	Milestone	In Progress	<input type="checkbox"/>		50100	0000133944	Detail	History

☒ Select All ☐ Clear All

Update Plans

☐ Pending

☐ Ready

☐ Reversal In Progress

Review Revenue - Plans



Screenshot of the Billing Plan Page – Billing Plan General Tab

Favorites ▾Main Menu ▾Customer Contracts ▾Review Billing ▾Plans ▾Define Billing Plan

Billing Plan General

EventsHistory

Contract 0000001425

BI Unit 50100

Sold To Customer 0000133944

METROPOLITAN WASHINGTON AIRPORT AUTH

Bill To 0000133944

METROPOLITAN WASHINGTON AIRPORT AUTH

Billing Plan ◀ B101 ▶

Amount Based - Milestone

Currency USD

Description Amount Based - Milestone

Billing Status In Progress

Actions

Cancel

Hold

Customer Information

Amount Detail

BI Unit 50100

VA Dept of Transportation

Bill To Customer 0000133944

METROPOLITAN WASHINGTON AIRPORT AUTH

Addr Num 1

Bill To Contact

Amount Detail

Billing Amount 10,275,000.36

Total Amount 10,275,000.36

Total Billing History 10,275,000.36

Events Billed To Date 10,275,000.36

Billing Options

Bill Type OTH

Bill Source PROJE

Summarization Template ID VDOT_OTHER

Billing Header Note

Internal Notes

Preview Summarization Template

Pre Approved

Direct Invoice

VDOT Other

Billing Default Overrides

Invoice Form LANDSCAPE

Cycle ID MONTHLY

Bill By ID PC_OTHER

Payment Method

Payment Terms

Billing Inquiry

Billing Specialist

View Customer Defaults

Non-Federal Project

Return to Billing Plan Management

Save

Return to Search

Notify

Billing Plan General | Events | History



Screenshot of the Billing Plan Page – Events Tab

Favorites ▾

Main Menu ▾

Customer Contracts ▾

Review Billing ▾

Plans

Define Billing Plan

Billing Plan General

Events

History

Contract 0000001425

BI Unit 50100

Sold To Customer 0000133944

METROPOLITAN WASHINGTON AIRPORT AUTH

Billing Plan ◀ B101 ▶

Amount Based - Milestone

Bill To 0000133944

METROPOLITAN WASHINGTON AIRPORT AUTH

Currency USD

Define Events

☐ Percent

☒ Amount

Add Milestone

Amendment Event Detail

Amount Detail

Total Amount

10,275,698.36

Remaining Amount

0.00

Event Detail

Personalize | Find | First 1-11 of 11 Last

Event	Actions	Event Type	Event Status	Event Date		Amount	Amendment Amt
1	Actions	Date	Completed	01/17/2012	Event Note	1,535,427.00	-0.10
2	Actions	Date	Completed	02/17/2012	Event Note	1,300,749.00	-0.08
3	Actions	Date	Completed	03/17/2012	Event Note	895,854.00	-0.06
4	Actions	Date	Completed	04/17/2012	Event Note	3,286,341.00	-0.20
5	Actions	Date	Completed	05/17/2012	Event Note	1,107,070.00	-0.07
6	Actions	Date	Completed	06/17/2012	Event Note	1,115,096.00	-0.07
7	Actions	Date	Completed	07/17/2012	Event Note	906,858.00	-0.06
8	Actions	Date	Completed	08/17/2012	Event Note	125,210.50	-0.01
9	Actions	Date	Completed	08/24/2012	Event Note	80.50	
10	Actions	Date	Completed	09/07/2012	Event Note	3,013.00	0.01
11	Actions	Date	Pending	09/07/2012	Event Note	0.00	

Return to Billing Plan Management

Save

Return to Search

Notify



Screenshot of the Billing Plan Page – History Tab

Favorites

Main Menu

Customer Contracts

Review Billing

Plans

Define Billing Plan

Billing Plan General

Events

History

Contract 0000001425

BI Unit 50100

Sold To Customer 0000133944

METROPOLITAN WASHINGTON AIRPORT AUTH

Bill To 0000133944

METROPOLITAN WASHINGTON AIRPORT AUTH

Billing Plan B101

Amount Based - Milestone

Currency USD

Amount Details

Negotiated Amount

10,275,698.36

Total Net Extended Amount

10,275,698.36

Contract Billing History

PersonalizeFindPrint

First1-19 of 19Last

Source

Billing

Contracts

Projects

*Cross Reference Sequence No.	*Cross Reference Status	System Source	Process Instance	*Last Update Date/Time	Last Update User ID	Net Amt	Gross Amt	Billing Currency	Net Extended Amt	Gross Extended		
1	Finalized	BBI		03/05/2012 6:34:35PM	BIPCC000	1,535,427.00	1,535,427.00	USD	1,535,427.00	1,535,427.00	+	
2	Finalized	BBI		03/07/2012 6:30:58PM	BIPCC000	1,300,749.00	1,300,749.00	USD	1,300,749.00	1,300,749.00	+	
3	Finalized	BBI		03/21/2012 6:31:14PM	BIPCC000	895,854.00	895,854.00	USD	895,854.00	895,854.00	+	
4	Finalized	BBI		04/20/2012 6:31:15PM	BIPCC000	3,286,341.00	3,286,341.00	USD	3,286,341.00	3,286,341.00	+	
5	Finalized	BBI		05/18/2012 6:31:18PM	BIPCC000	1,107,070.00	1,107,070.00	USD	1,107,070.00	1,107,070.00	+	



Review Contract Information – Amendments Inquiry

REVISED: 03/02/2020

DESCRIPTION:

This inquiry is used to review details of a contract amendment.

NAVIGATION PATH:

Main Menu > Customer Contracts > Review Contract Information > Amendments

INPUT / SEARCH CRITERIA:

Business Unit
Contract
Sold To Customer Name
Amendment Type
Process amendment on
From Date
To Date
Contract Administrator

OUTPUT FORMAT:

Online

Screenshot of the Review Contract Information - Amendments - Search Page

Favorites ▾Main Menu ▾ > Customer Contracts ▾ > Review Contract Information ▾ > Amendments

Amendments

Enter any information you have and click Search. Leave fields blank for a list of all values.

Find an Existing Value

▼ Search Criteria

Business Unit = ▾50100 × 🔍

Contract = ▾0251022 🔍

Sold To Customer Name begins with ▾

Amendment Type begins with ▾ 🔍

Process amendment on = ▾

From Date >= ▾

To Date <= ▾

Contract Administrator begins with ▾ 🔍

☐ Case Sensitive

Limit the number of results to (up to 300): 300

Search

Clear

Basic Search 🔍

Save Search Criteria



Screenshot of the Review Contract Information - Amendment Details Page

Favorites ▾

Main Menu ▾

>

Customer Contracts ▾

>

Review Contract Information ▾

>

Amendments

Inquire Contract Amendments

Amendment Details

Contract 0251022

TEA0251022

Sold To Customer

FEDERAL HIGHWAY ADMINISTRATION

Contract Information

Amendment Number 0000000001

Business Unit VA Dept of Transportation

Amendment

Amendment Reason Decrease Trans Limit

Amendment Status Complete

Reference ID

Amendment Date

Ready Date 12/27/2011

Entered On 12/27/2011 6:16PM

Amend Completion Date 12/27/2011 6:17PM

User Preparing Chg. Pkg. LINDA.MI

Information Amended

Line Number	Field Changed	Old Value	New Value	Change Action
1	Amount	69000	23630	Update Record
2	Amount	160000	63137	Update Record

Return to Search

Notify

Refresh



Review Contract Information – Notes Inquiry

REVISED: 02/27/2017

DESCRIPTION:

This inquiry is used to review general contract internal notes.

NAVIGATION PATH:

Main Menu > Customer Contracts > Review Contract Information > Notes

INPUT / SEARCH CRITERIA:

Contract
Contract Component
Customer Name
User ID
Business Unit
Contract Administrator

OUTPUT FORMAT:

Online

Screenshot of the Review Contract Information - Notes - Search Page

Navigation: Favorites ▾ Main Menu ▾ > Customer Contracts ▾ > Review Contract Information ▾ > Notes

Notes

Enter any information you have and click Search. Leave fields blank for a list of all values.

Search Criteria

Contract = ▾ 0251022 🔍

Contract Component = ▾ ▾

Customer Name begins with ▾ ▾

User ID begins with ▾ ▾

Business Unit = ▾ 50100 🔍

Contract Administrator begins with ▾ ▾ 🔍

☐ Case Sensitive

Limit the number of results to (up to 300):

Basic Search

Search Results

View All First ◀ 1-6 of 6 ▶ Last

Contract	Contract Component	Notes Sequence Num	Customer Name	Note Type	Date Time Added	User ID	Business Unit	Contract Administrator
0251022	Amendments	7	FEDERAL HIGHWAY ADMINISTRATION	(blank)	12/27/2011 6:18PM	(blank)	50100	(blank)
0251022	Cntr Line	2	FEDERAL HIGHWAY ADMINISTRATION	(blank)	(blank)	(blank)	50100	(blank)
0251022	Cntr Line	3	FEDERAL HIGHWAY ADMINISTRATION	(blank)	(blank)	(blank)	50100	(blank)
0251022	Cntr Line	4	FEDERAL HIGHWAY ADMINISTRATION	(blank)	(blank)	(blank)	50100	(blank)
0251022	Cntr Line	5	FEDERAL HIGHWAY ADMINISTRATION	(blank)	(blank)	(blank)	50100	(blank)
0251022	Cntr Line	6	FEDERAL HIGHWAY ADMINISTRATION	(blank)	(blank)	(blank)	50100	(blank)



Screenshot of the Review Contract Information - Contract Notes Page

Favorites ▾

Main Menu ▾

> Customer Contracts ▾

> Review Contract Information ▾

> Notes

Contract Notes

Contract 0251022

TEA0251022

Sold To Customer FEDERAL HIGHWAY
ADMINISTRATION

[Inquire Contracts](#)

Note Text

Transaction limits decreased based on modified agreement dated 12/21/2011.

Additional Note Information

Classification Custom

Note Type

Contract Component Amendments

Entered By

Date Time Added 12/27/2011 6:18PM

Add New Note

Return to Search

Notify



Review Contract Information – Projects/Activities Inquiry

REVISED: 03/02/2020

DESCRIPTION:

This inquiry is used to review projects and activities related to a contract. The inquiry page has four sections: (1) Contract Information, (2) Project Information, (3) Linked Activities, and (4) Non-Linked Activities.

NAVIGATION PATH:

Main Menu > Customer Contracts > Review Contract Information > Projects/Activities

INPUT / SEARCH CRITERIA:

Business Unit
Contract
Customer Name
Contract Line Num
Contract Type
PC Business Unit
Project
Project Type
Contract Administrator

OUTPUT FORMAT:

Online

Screenshot of the Review Contract Information - Projects/Activities - Search Page

Favorites ▾ Main Menu ▾ > Customer Contracts ▾ > Review Contract Information ▾ > Projects/Activities

Projects/Activities

Enter any information you have and click Search. Leave fields blank for a list of all values.

Search Criteria

Business Unit

Contract

Customer Name

Contract Line Num

Contract Type

PC Business Unit

Project

Project Type

Contract Administrator

☐ Case Sensitive

Limit the number of results to (up to 300):

Search Results

300 of 14857 results are displayed.

View All

Business Unit	Contract	Customer Name	Contract Type	PC Business Unit	Project	Descr	Project Status	Project Type	Description	Contract Administrator
50100	0000000001	WISE COUNTY	R	50100	0000035956	02031146	O	CONST	9999097T96, PE101	(blank)
50100	0000000002	COUNTY BUCHANAN	O	50100	0000073753	Repair slide at Council Park	O	CONST	1030013T55,N501	(blank)
50100	0000000003	COUNTY BUCHANAN	R	50100	0000018130	02091283	O	CONST	0631013T07	(blank)
50100	0000000004	COUNTY DICKENSON	R	50100	0000035244	02031170	O	CONST	9999025T66	(blank)
50100	0000000005	COUNTY OF TAZEWELL	R	50100	0000035923	02031592	O	CONST	1202184T11	(blank)
50100	0000000006	COUNTY BUCHANAN	R	50100	0000010065	02031888	O	CONST	0651013T52	(blank)



Screenshot of the Review Contract Information - Project/Activities Page, Contract and Project Information

Favorites ▾	Main Menu ▾	Customer Contracts ▾	Review Contract Information ▾	Projects/Activities
-----------------------------	-----------------------------	--------------------------------------	---	-------------------------------------

[Inquire Project/Activities](#)

Project/Activities

COUNTY DICKENSON

Contract 0000000004

Contract Line 1

Contract Information

Business Unit VA Dept of Transportation

Contract Type Resolution

Contract Classification Standard

Product COALS_COALS_100

Product Group RTE_CONCCT

Price Type Rate

Fee Type None

Project

Description 9999025T66

Project 0000035244

PC Bus Unit VA Dept of Transportation

Project Status Open

Project Type CONSTRUCTION








Screenshot of the Review Contract Information - Project/Activities Page (scrolled down), Linked Activities

Linked Activities			
Activity	Description	Status	
501	Engineering	Inactive	^
502	Inclement Weather	Inactive	
503	Expendable Equipment	Inactive	
505	Preliminary Engr-Environmental	Inactive	
510	PrelmnryEngr-ScopeFieldReview	Inactive	
511	Engineering	Inactive	
512	Land	Inactive	
513	Damages	Inactive	
514	Buildings	Inactive	
515	Fences	Inactive	
516	Right-of-Way Markers	Inactive	
517	PrelmnryEngr-Utility Adjustmnt	Inactive	
521	Clearing and Grubbing	Inactive	
522	Earthwork	Inactive	
523	Borrow	Inactive	



Screenshot of the Review Contract Information - Project/Activities Page (scrolled down), Non-Linked Activities

Non-Linked Activities			
Activity	Description	Status	
68000	GARVEE Debt Svc	Inactive	  
9101	Preliminary Engineering Phase	Inactive	
9102	Right of Way Phase	Inactive	
9104	Construction Phase	Inactive	
9111	PE Budget	Inactive	
9112	RW Budget	Inactive	
9161	PE Participating	Inactive	
9162	RW Participating	Inactive	
9164	CN Participating	Inactive	
9171	PE Non Participating	Inactive	
9172	RW Non Participating	Inactive	
9173	IC Non Participating	Inactive	
9320	Budget Activities	Active	
9426	Inactive Participating	Inactive	
9427	Inactive Non Participating	Inactive	
 Return to Search			 Notify



Review Contract Summary Inquiry

REVISED: 02/27/2017

DESCRIPTION:

This inquiry is used to review a contract summary.

NAVIGATION PATH:

Main Menu > Customer Contracts > Review Contract Summary

INPUT / SEARCH CRITERIA:

Business Unit
Contract
Description
Sold to Customer
Customer Name
Contract Status
Processing Status
Contract Type
Contract Classification
Region Code
Contract Administrator
Master Contract #

OUTPUT FORMAT:

Online

Screenshot of the Review Contract Summary - Search Page

Favorites

Main Menu

Customer Contracts

Review Contract Summary

Review Contract Summary

Enter any information you have and click Search. Leave fields blank for a list of all values.

Find an Existing Value

Search Criteria

Business Unit

Contract

Description

Sold To Customer

Customer Name

Contract Status

Processing Status

Contract Type

Contract Classification

Region Code

Contract Administrator

Master Contract #

☐ Case Sensitive

Limit the number of results to (up to 300): 300

SearchClearBasic SearchSave Search Criteria

Search Results

View All

Contract	Description	Sold To Customer	Customer Name	Contract Status	Processing Status	Contract Type	Contract Classification	Region Code	Contract Administrator	Master Contract #	Separate Fixed Bill and Rev	Separate As Incur Bill and Rev
0251060	**SEEINTERNALNOTES**FH-0251060	0000055002	FEDERAL HIGHWAY ADMINISTRATION	ACTIVE	Active	F	Government	(blank)	(blank)	(blank)	N	N
0251062	TEA-0251062	0000055002	FEDERAL HIGHWAY ADMINISTRATION	FV ACCEPTED	Closed	F	Government	(blank)	(blank)	(blank)	N	N
0251064	BR-0251064	0000055002	FEDERAL HIGHWAY ADMINISTRATION	FV ACCEPTED	Closed	F	Government	(blank)	(blank)	(blank)	N	N
0251065	BR-0251065	0000055002	FEDERAL HIGHWAY ADMINISTRATION	FV ACCEPTED	Closed	F	Government	(blank)	(blank)	(blank)	N	N
0251066	APD-0251066	0000055002	FEDERAL HIGHWAY ADMINISTRATION	WITHDRAWN	Active	F	Government	(blank)	(blank)	(blank)	N	N
0251067	BR-0251067	0000055002	FEDERAL HIGHWAY ADMINISTRATION	FV ACCEPTED	Closed	F	Government	(blank)	(blank)	(blank)	N	N
0251068	STP-0251068	0000055002	FEDERAL HIGHWAY ADMINISTRATION	FV ACCEPTED	Closed	F	Government	(blank)	(blank)	(blank)	N	N
0251069	STP-0251069	0000055002	FEDERAL HIGHWAY ADMINISTRATION	ACTIVE	Active	F	Government	(blank)	(blank)	(blank)	N	N



Screenshot of the Review Contract Summary Page

Favorites ▾

Main Menu ▾

Customer Contracts ▾

Review Contract Summary

Review Contract Summary

Contract Number 0251062

Contract Type F

Contract Class Government

Contract Status FV ACCEPTED

Currency USD

Business Unit 50100

Region Code

Customer FEDERAL HIGHWAY ADMINISTRATION

Amendment Number 0000000001

Contract Signed 12/31/2011

Amendment Date 08/17/2016

Proposal ID \$1,023,833.00

Summary

Total Billed 1,023,833.45

Total Revenue Recognized 1,023,833.45

Total Collected 0.00

Revenue Forecasted 0.00

Awarded Amounts

Funded and Revenue Amounts

Awarded Cost 0.00

Awarded Fee 0.00

Awarded T&M 0.00

Subtotal 0.00

Fixed Price (Less Inclusive Prepays) 0.00

Total 0.00

Cost 0.00

Fee 0.00

T&M 0.00

Subtotal 0.00

Fixed Price (Less Inclusive Prepays) 0.00

Total 0.00

Funded 0.00

Revenue 0.00

Contract Lines

Personalize | Find | First 1 of 1 Last

Line	Product	Status	Price Type	Fee Type	Awarded Amount	Revenue Limit	Estimated Amount	Start Date	End Date	Billing Plan	Revenue Plan
1	Federal Aid & Stimulus	Active	Rate	None	0.00	0.00	0.00	12/13/2011		Completed	Completed

Related Projects

PC Business Unit	Project	Description	Project Status
50100	0000082230	EN02-025-102, C502	Open

Contract Milestones

Milestone ID	Milestone Status	Billing Impact	Revenue Impact
None		No	No

Return to Search

Previous in List

Next in List

Refresh



Review Revenue - As Incurred Inquiry

REVISED: 02/28/2017

DESCRIPTION:

This inquiry is used to review revenue plans with the as-incurred recognition method.

NAVIGATION PATH:

Main Menu > Customer Contracts > Review Revenue > As Incurred

INPUT / SEARCH CRITERIA:

GL Business Unit
PC Business Unit
Contract
Contract Classification
Revenue Plan
Fee Type [various checkboxes]

OUTPUT FORMAT:

Online

Screenshot of the Review Revenue - As Incurred - Search Page

Favorites ▾Main Menu ▾Customer Contracts ▾Review Revenue ▾As Incurred

Review Revenue - As Incurred

Search Criteria

GL Business Unit50100Contract0000001426

PC Business Unit50100Contract ClassificationRevenue Plan

SearchClear

Fee Type

☒ None☒ Fixed Fee☒ Award Fee☒ Incentive Fee☒ Other Fee

Detail

PersonalizeFind1-66 of 66FirstLast

GeneralContracts

Contract	Select	PC Business Unit	Project	Activity	Transaction ID	Accounting Date	Discount ID	Amount	Currency
0000001426	<input type="checkbox"/>	50100	0000082839	731	65322919	02/05/2012		-232,493.00	USD
0000001426	<input type="checkbox"/>	50100	0000082839	731	75920770	04/16/2012		232,493.00	USD
0000001426	<input type="checkbox"/>	50100	0000082839	74211	110772744	08/03/2012		-194,539.66	USD
0000001426	<input type="checkbox"/>	50100	0000082839	74211	137125968	10/25/2012		43,000.66	USD
0000001426	<input type="checkbox"/>	50100	0000082839	74211	144056017	11/01/2012		-255,266.00	USD
0000001426	<input type="checkbox"/>	50100	0000082839	74211	177113538	01/30/2013		-237,929.00	USD
0000001426	<input type="checkbox"/>	50100	0000082839	74211	209149143	05/02/2013		-314,852.00	USD
0000001426	<input type="checkbox"/>	50100	0000082839	74211	216191748	06/30/2013		15,000.00	USD
0000001426	<input type="checkbox"/>	50100	0000082839	74211	219343169	07/30/2013		-240,411.00	USD
0000001426	<input type="checkbox"/>	50100	0000082839	74211	221489152	08/15/2013		-114,764.00	USD
0000001426	<input type="checkbox"/>	50100	0000082839	74211	224569985	10/23/2013		-80,306.00	USD
0000001426	<input type="checkbox"/>	50100	0000082839	74211	228891729	01/31/2014		-325,273.00	USD
0000001426	<input type="checkbox"/>	50100	0000082839	74211	230388102	03/12/2014		-151,054.00	USD
0000001426	<input type="checkbox"/>	50100	0000082839	74211	231763395	03/20/2014		-114,879.00	USD
0000001426	<input type="checkbox"/>	50100	0000082839	74211	237276702	06/23/2014		-160,873.00	USD

Redistribute

NotifyRefresh

Rev 2/21/2024

Page 54 of 148



Review Revenue - As Incurred Journal Accounting Lines Inquiry

REVISED: 02/28/2017

DESCRIPTION:

This inquiry is used to review rate-based contract line journal entry details.

NAVIGATION PATH:

Main Menu > Customer Contracts > Review Revenue > As Incurred Acctg Lines

INPUT / SEARCH CRITERIA:

GL Business Unit
Journal ID
Journal Date
GL Journal Line Number
Ledger
PC Business Unit
Project
Contract Number
Contract Line Num

OUTPUT FORMAT:

Online

Screenshot of the Review Revenue - As Incurred Acctg Lines - Search Page

Favorites ▾Main Menu ▾> Customer Contracts ▾> Review Revenue ▾> As Incurred Acctg Lines

As Incurred Acctg Lines

Enter any information you have and click Search. Leave fields blank for a list of all values.

Find an Existing Value

▼ Search Criteria

GL Business Unit = ▾50100 🔍

Journal ID begins with ▾

Journal Date = ▾📅

GL Journal Line Number = ▾

Ledger begins with ▾ACTUALS 🔍

PC Business Unit begins with ▾50100 🔍

Project begins with ▾0000005105 🔍

Contract Number begins with ▾ 🔍

Contract Line Num = ▾

Limit the number of results to (up to 300):

Search

Clear

Basic Search 🔍

Save Search Criteria

Search Results

View All

First ⏪1-100 of 168⏩Last

GL Business Unit	Journal ID	Journal Date	GL Journal Line Number	Ledger	PC Business Unit	Project	Contract Number	Contract Line Num
50100	CAREV23163	07/31/2013	101	ACTUALS	50100	0000005105	0828021	1
50100	CAREV23163	07/31/2013	102	ACTUALS	50100	0000005105	0828021	1
50100	CAREV23163	07/31/2013	103	ACTUALS	50100	0000005105	0828021	1
50100	CAREV23163	07/31/2013	104	ACTUALS	50100	0000005105	0828021	1

Rev 2/21/2024

Page 55 of 148



Screenshot of the As Incurred Journal Accounting Lines Page

As Incurred Journal Accounting Lines

Journal ID

Business Unit 50100 Journal CAREV23163 Date 07/31/2013 GL Journal

Ledger ACTUALS Line 101 Line Descr CA Revenue

Chartfields

Account	Fund	Program	Department	Cost Center	Task	FIPS	Asset	Agency Use 1	Agency Use 2	PC Business Unit	Project	Age
112061	04010		18004			165				50100	0000005105	6

Base Currency USD Base Amount 280,665.71

Currency USD Transaction Amount 280,665.71

Statistics Code Statistic Amount

Line Details

Journal ID	Journal Date	Account	Fund	Program	Department	Cost Center	Task	FIPS	Asset	Agency Use 1	Age
CAREV23163	07/31/2013	112061	04010		18004			165			
CAREV23163	07/31/2013	112061	04010		18004			165			

Save Return to Search Notify



Review Revenue – Events Inquiry

REVISED: 02/28/2017

DESCRIPTION:

This inquiry is used to review event-based revenue plans, update event statuses, and initiate reversals.

NAVIGATION PATH:

Main Menu > Customer Contracts > Review Revenue > Events

INPUT / SEARCH CRITERIA:

Business Unit
Revenue Plan
GL Business Unit
PC Business Unit
Contract
Contract Classification
Plan Status
Hold [checkbox]
Sold To Customer
Method [various checkboxes]
Fee Type [various checkboxes]

OUTPUT FORMAT:

Online

Screenshot of the Review Revenue - Events - Search Page

Review Revenue - Events

Search Criteria

*Business Unit: 50100 Contract: 0000001425 Method: ☒ Milestone ☒ None
Revenue Plan: Contract Classification: ☒ Percent Complete ☒ Fixed Fee
GL Business Unit: Plan Status: ☒ Apportionment ☒ Award Fee
PC Business Unit: ☐ Hold ☒ As Incurred ☒ Incentive Fee
☒ Other Fee

Search Clear

Business Unit	Customer	Contract	Revenue Plan	Plan Description	Plan Status	Method	Event	Event Status	Hold	Hold Date	OL Unit	Amount	Currency	Fee Type
<input type="checkbox"/> 50100	0000133944	0000001425	R101	Amount Based - Milestone	In Progress	Milestone	1 Completed		<input type="checkbox"/>	09/26/2012	50100	\$1,535,427.00 USD	None	
<input type="checkbox"/> 50100	0000133944	0000001425	R101	Amount Based - Milestone	In Progress	Milestone	2 Completed		<input type="checkbox"/>	09/26/2012	50100	\$1,300,749.00 USD	None	
<input type="checkbox"/> 50100	0000133944	0000001425	R101	Amount Based - Milestone	In Progress	Milestone	3 Completed		<input type="checkbox"/>	09/26/2012	50100	\$346,144.00 USD	None	
<input type="checkbox"/> 50100	0000133944	0000001425	R101	Amount Based - Milestone	In Progress	Milestone	4 Completed		<input type="checkbox"/>	09/26/2012	50100	\$3,286,341.00 USD	None	
<input type="checkbox"/> 50100	0000133944	0000001425	R101	Amount Based - Milestone	In Progress	Milestone	5 Completed		<input type="checkbox"/>	09/26/2012	50100	\$1,107,070.00 USD	None	
<input type="checkbox"/> 50100	0000133944	0000001425	R101	Amount Based - Milestone	In Progress	Milestone	6 Completed		<input type="checkbox"/>	09/26/2012	50100	\$1,115,096.00 USD	None	
<input type="checkbox"/> 50100	0000133944	0000001425	R101	Amount Based - Milestone	In Progress	Milestone	7 Completed		<input type="checkbox"/>	09/26/2012	50100	\$906,858.00 USD	None	
<input type="checkbox"/> 50100	0000133944	0000001425	R101	Amount Based - Milestone	In Progress	Milestone	8 Completed		<input type="checkbox"/>	09/26/2012	50100	\$125,210.00 USD	None	
<input type="checkbox"/> 50100	0000133944	0000001425	R101	Amount Based - Milestone	In Progress	Milestone	9 Completed		<input type="checkbox"/>	09/26/2012	50100	\$60.50 USD	None	
<input type="checkbox"/> 50100	0000133944	0000001425	R101	Amount Based - Milestone	In Progress	Milestone	10 Completed		<input type="checkbox"/>	09/26/2012	50100	\$3,013.00 USD	None	
<input type="checkbox"/> 50100	0000133944	0000001425	R101	Amount Based - Milestone	In Progress	Milestone	11 Pending		<input type="checkbox"/>	09/26/2012	50100	USD	None	
<input type="checkbox"/> 50100	0000133944	0000001425	R101	Amount Based - Milestone	In Progress	Milestone	12 Completed		<input type="checkbox"/>	09/26/2012	50100	\$549,710.00 USD	None	

☒ Select All ☐ Clear All

Update Events

☐ Pending ☐ Ready ☐ Reversal Initiated

Accounting Date: 01/16/2020

Update Event Status



Review Revenue - Fixed Amount Accounting Lines Inquiry

REVISED: 01/15/2020

DESCRIPTION:

This inquiry is used to review fixed-fee contract line journal entry details.

NAVIGATION PATH:

Main Menu > Customer Contracts > Review Revenue > Fixed Amount Accounting Lines

INPUT / SEARCH CRITERIA:

Business Unit
Journal ID
Journal Date
GL Journal Line Number
Ledger
Contracts Business Unit
Contract
Contract Line Num

OUTPUT FORMAT:

Online

Screenshot of the Review Revenue - Fixed Amount Accounting Lines - Search Page

Favorites ▾Main Menu ▾ > Customer Contracts ▾ > Review Revenue ▾ > Fixed Amount Accounting Lines

Fixed Amount Acctg Lines

Enter any information you have and click Search. Leave fields blank for a list of all values.

Find an Existing Value

▼ Search Criteria

Business Unit = ▾50100 🔍

Journal ID begins with ▾

Journal Date = ▾

GL Journal Line Number = ▾

Ledger begins with ▾ACTUALS 🔍

Contracts Business Unit begins with ▾50100 🔍

Contract begins with ▾

Contract Line Num = ▾

☐ Case Sensitive

Limit the number of results to (up to 300):

Search

Clear

Basic Search 🔍

Save Search Criteria

Search Results

300 of 1947 results are displayed.

View All

First 🔍1-100 of 300 🔍Last

Business Unit	Journal ID	Journal Date	GL Journal Line Number	Ledger	Contracts Business Unit	Contract	Contract Line Num
50100	CA00003165	03/26/2012	1	ACTUALS	50100	0000001423	3
50100	CA00003165	03/26/2012	2	ACTUALS	50100	0000001423	3
50100	CA00005505	05/21/2012	1	ACTUALS	50100	0000001450	1

Rev 2/21/2024

Page 58 of 148



Screenshot of the Fixed Amount Accounting Lines Page

Fixed Amount Accounting Lines

Journal ID

Business Unit 50100 Journal CA00003165 Date 03/26/2012 GL Journal

Ledger ACTUALS Line 1 Line Descr CA Deferred

Chartfields

Account	Fund	Program	Department	Cost Center	Task	FIPS	Asset	Agency Use 1	Agency Use 2	PC Business Unit	Project
112082	04720		15000								0000052058

Base Currency USD Base Amount 5,080,950.00

Currency USD Transaction Amount 5,080,950.00

Statistics Code Statistic Amount

Contract Details

Business Unit	Contract	Contract Line Num	Amount	Base Currency	Amount	Foreign Currency Code	Account	Fund	Progr
50100	0000001423	3	5080950.00 USD		5080950.00 USD		112082	04720	

Save Return to Search Notify



Review Revenue – History Inquiry

REVISED: 03/01/2017

DESCRIPTION:

This inquiry is used to review a history of revenue recognized and adjusted by revenue plan.

NAVIGATION PATH:

Main Menu > Customer Contracts > Review Revenue > History

INPUT / SEARCH CRITERIA:

Business Unit
Contract
Revenue Plan
Revenue Plan Status
Contract Administrator

OUTPUT FORMAT:

Online

Screenshot of the Review Revenue - History - Search Page

Favorites ▾Main Menu ▾> Customer Contracts ▾> Review Revenue ▾> History

History

Enter any information you have and click Search. Leave fields blank for a list of all values.

Find an Existing Value

▼ Search Criteria

Business Unit = ▾50100 x 🔍

Contract begins with ▾0000001425 🔍

Revenue Plan begins with ▾R101

Revenue Plan Status = ▾▾

Contract Administrator begins with ▾🔍

☐ Case Sensitive

Limit the number of results to (up to 300):

Search

Clear

Basic Search 🔍

Save Search Criteria

Search Results

View AllFirst ◀ 1 of 1 ▶ Last

Business Unit	Contract	Revenue Plan	Revenue Plan Status	Contract Administrator
50100	0000001425	R101	In Prog.	(blank)



Screenshot of the Fixed Fee Revenue History Page

Favorites ▾Main Menu ▾Customer Contracts ▾Review Revenue ▾History

Fixed Amount Revenue History

Contract 000001425Business Unit 50100Currency USD

Sold To Customer 0000133944METROPOLITAN WASHINGTON AIRPORT AUTHGL Business Unit 50100

Revenue Plan R101GL Currency USD

Revenue Plan HistoryFind | View AllFirst1 of 11Last

Contract Line Num 1Event Number 1Amount1,535,426.90

RevenuePersonalize | Find | First1-2 of 2Last

Details

Dist Seq #	GL Unit	Discount ID	Amount	Base Amount	Account	Fund	Program	Department	Cost Center	Task	FIP #
1	50100		-1,535,427.00	-1,535,427.00	4004001	04720		19000			
1	50100		0.10	0.10	4004001	04720		19000			

Contract LiabilityPersonalize | Find | First1 of 1Last

Details

Dist Seq #	GL Unit	Discount ID	Amount	Base Amount	Account	Fund	Program	Department	Cost Center	Task	FIP #
------------	---------	-------------	--------	-------------	---------	------	---------	------------	-------------	------	-------

Contract AssetPersonalize | Find | First1-2 of 2Last

Details

Dist Seq #	GL Unit	Discount ID	Amount	Base Amount	Account	Fund	Program	Department	Cost Center	Task	FIP #
1	50100		1,535,427.00	1,535,427.00	112064	04720		19000			
1	50100		-0.10	-0.10	112064	04720		19000			

Return to SearchNotify

Rev 2/21/2024

Page 61 of 148



Review Revenue – Plans Inquiry

REVISED: 02/28/2017

DESCRIPTION:

This inquiry is used to review revenue information, events, and history for processing or reversal.

NAVIGATION PATH:

Main Menu > Customer Contracts > Review Revenue > Plans

INPUT / SEARCH CRITERIA:

Business Unit
Revenue Plan
GL Business Unit
PC Business Unit
Contract
Contract Classification
Plan Status,
Hold [checkbox]
Sold To Customer
Method [various checkboxes]
Fee Type [various checkboxes]

OUTPUT FORMAT:

Online

Screenshot of the Review Revenue - Plans - Search Page

The screenshot shows the 'Review Revenue - Plans' search page. At the top, there is a breadcrumb trail: 'Main Menu > Customer Contracts > Review Revenue > Plans'. Below this, the 'Search Criteria' section contains several input fields: '*Business Unit' (50100), 'Revenue Plan', 'GL Business Unit', 'PC Business Unit', 'Contract' (0000001425), 'Contract Classification', 'Plan Status', 'Hold' (checkbox), 'Sold To Customer', 'Method' (checkboxes: Milestone, Percent Complete, Apportionment, As Incurred), and 'Fee Type' (checkboxes: None, Fixed Fee, Award Fee, Incentive Fee, Other Fee). There are 'Search' and 'Clear' buttons. Below the search criteria is a table titled 'Plans' with columns: Business Unit, Customer, Contract, Plan, Plan Description, Status, Revenue Method, Revenue Amount, Amt Recog, and Processed On. The table contains one row with the following data: Business Unit: 50100, Customer: 0000133944, Contract: 0000001425, Plan: R101, Plan Description: Amount Based - Milestone, Status: In Progress, Revenue Method: Milestone, Revenue Amount: 10,275,698.36, Amt Recog: 10275698.36, Processed On: 09/26/2012. Below the table are 'Select All' and 'Clear All' buttons. At the bottom, there is an 'Update Plans' section with radio buttons for 'Pending', 'Ready', and 'Reversal in Progress', an 'Accounting Date' field (01/16/2020), and an 'Update Plan Status' button.

Review Billing - Plans



Screenshot of the Revenue Plan Page

Favorites ▾Main Menu ▾Customer Contracts ▾Review Revenue ▾Plans ▾Define Revenue Plan

Revenue Plan

Revenue Plan

Contract 0000001425Business Unit 50100Currency USD

Sold To Customer 0000133944METROPOLITAN WASHINGTON AIRPORTGL Business Unit 50100

Revenue Plan R101AUTHGL Currency USD

Description Amount Based - MilestonePlan Status In ProgressActions

Recognition Method Milestone☐ Hold

Define Events By

☐ Percent☒ Amount

Internal NotesPreview Revenue

Add MilestoneAmendment Event Detail

Amount Detail

Total Amount	10,275,698.36
Remaining Amount	0.00

Event Detail

Personalize | Find | View All | | | First 1-12 of 12 Last

Event	Event Type	Event Status	Accounting Date		Amount	Amendment Amt
1	Date	Completed	01/17/2012	Event Note	1,535,427.00	-0.10
2	Date	Completed	02/17/2012	Event Note	1,300,749.00	-0.08
3	Date	Completed	03/17/2012	Event Note	346,144.00	-0.02
4	Date	Completed	04/17/2012	Event Note	3,286,341.00	-0.20
5	Date	Completed	05/17/2012	Event Note	1,107,070.00	-0.07
6	Date	Completed	06/17/2012	Event Note	1,115,096.00	-0.07
7	Date	Completed	07/17/2012	Event Note	906,856.00	-0.06
8	Date	Completed	08/17/2012	Event Note	125,210.50	-0.01
9	Date	Completed	08/24/2012	Event Note	80.50	
10	Date	Completed	09/07/2012	Event Note	3,013.00	
11	Date	Pending	03/17/2012	Event Note	0.00	
12	Date	Completed	03/18/2012	Event Note	549,710.00	-0.03

Return to Plans

Save

Return to Search

Notify



Transactions In Progress Inquiry

REVISED: 03/01/2017

DESCRIPTION:

This inquiry is used to view transactions coming from other modules that are in progress (e.g., a GL journal that is posted but has not been distributed in Project Costing).

NAVIGATION PATH:

Main Menu > Project Costing > Interactive Reports > Transactions In Progress

INPUT / SEARCH CRITERIA:

Transactions In Progress (select the type of transaction)
Days Inactive Range
Business Unit
Project
Activity
Project Type
Analysis Group
Project Status
Source Type
Category
Subcategory
My Projects [checkbox]
Employee ID
Manager Name
Date Options (All, Accounting Date, Transaction)
Date, From Date, Through Date)
Journal Header Status

OUTPUT FORMAT:

Online

ADDITIONAL INFORMATION:

This inquiry consists of a two-step search. Select the **Transactions In Progress** type and then enter additional search criteria on the **Transactions In Progress** page.

Screenshot of the Transactions In Progress - Initial Search Page

The screenshot shows the 'Transactions In Progress' search interface. At the top, a breadcrumb trail reads: 'Favorites > Main Menu > Project Costing > Interactive Reports > Transactions In Progress'. Below this, the title 'Transactions In Progress' is displayed. A instruction line says: 'Enter any information you have and click Search. Leave fields blank for a list of all values.' There are two buttons: 'Find an Existing Value' and 'Add a New Value'. A 'Search Criteria' dropdown menu is open, showing 'Transactions In Progress' selected with a 'begins with' filter and the value 'GLTOPC'. Below the dropdown, there is a 'Case Sensitive' checkbox (unchecked) and a 'Limit the number of results to (up to 300):' field with the value '300'. At the bottom, there are buttons for 'Search', 'Clear', 'Basic Search', and 'Save Search Criteria'. A footer line at the very bottom repeats the 'Find an Existing Value | Add a New Value' options.



Screenshot of the Transactions In Progress - Search Page

Favorites ▾Main Menu ▾Project Costing ▾Interactive Reports ▾Transactions In Progress

Transactions In Progress

User ID Name

Transactions in Progress Posted Journals not transmitted to Projects

Selection Parameters

Days Inactive Range

Specify at least one of the following criteria Business Unit, My Projects, or Project Manager before pressing, "Search".

Project Cost Specific

Business Unit Project Activity Project Type Analysis Group

Project Status Source Type Category Subcategory

Employee Specific

☐ My Projects

Employee ID Manager Name

Date Options

☒ All
☐ Accounting Date
☐ Transaction Date

From Date
Through Date

Feeder System Options

Journal Header Status

Search

Reset

Transactions

Personalize | Find | View All | First 1-20 of 20 Last

Source Information

Details

General Ledger Specifics

System Source	Project Business Unit	Project	Activity	Source Amount	Currency Code
PS/GL Journal Entry Page	50100	0000106010	66215	500,000.00 USD	
PS/GL Journal Entry Page	50100	0000106010	66215	500,000.00 USD	
PS/GL Copy Journal	50100	0000109589	618	1,676.54 USD	
PS/GL Copy Journal	50100	0000109589	618	1,252.04 USD	
PS/GL Copy Journal	50100	0000109589	618	598.73 USD	
PS/GL Copy Journal	50100	0000109589	618	104.40 USD	
PS/GL Copy Journal	50100	0000109589	618	7,509.30 USD	
PS/GL Copy Journal	50100	0000109589	618	3,409.70 USD	
PS/GL Copy Journal	50100	0000109589	618	57.32 USD	
PS/GL Copy Journal	50100	0000109589	618	27.41 USD	
PS/GL Copy Journal	50100	0000109589	618	4.78 USD	
PS/GL Copy Journal	50100	0000109589	618	82.49 USD	
PS/GL Copy Journal	50100	0000109589	618	362.10 USD	
PS/GL Copy Journal	50100	0000109589	618	156.10 USD	
PS/GL Spreadsheet Journal	50100	0000084836	802	-3,270.35 USD	

Totals

Distributed to GL Amount

Total CR Amount

3,841.74

Not Distributed to GL Amount

Total DR Amount

1,019,482.65

Total Amount

Currency Code

USD

Save

Notify

Add

Update/Display



Vouchers by Activity Inquiry

REVISED: 03/02/2017

DESCRIPTION:

This inquiry is used to review project cost transactions related to vouchers.

NAVIGATION PATH:

Main Menu > Project Costing > Review Costs > Accumulated Costs > Vouchers by Activity

INPUT / SEARCH CRITERIA:

Business Unit
Project
Activity
WBS ID
Project Description
Activity Description
Activity Type
Status as of Effective Date
Activity Owner
New Milestone

OUTPUT FORMAT:

Online

Screenshot of the Vouchers by Activity - Search Page

Search Page Screenshot:

Navigation: Favorites > Main Menu > Project Costing > Review Costs > Accumulated Costs > Vouchers by Activity

Vouchers by Activity

Enter any information you have and click Search. Leave fields blank for a list of all values.

Find an Existing Value

Search Criteria

Business Unit: 50100
Project: begins with 0000095952
Activity: begins with
WBS ID: begins with
Project Description: begins with
Activity Description: begins with
Activity Type: begins with
Status as of Effective Date:
Activity Owner: begins with
New Milestone:
☐ Case Sensitive
Limit the number of results to (up to 300): 300

Search Clear Basic Search Save Search Criteria

Search Results

View All First 1-100 of 289 Last

Business Unit	Project	Row Number	WBS ID	Activity	Project Description	Activity Description	Activity Type	Status as of Effective Date	Activity Owner	New Milestone
50100	0000095952	3	1.1.1	602	0029-071-881,P101,R201,C501	PE/Constr - Constr on PE Job	9101	Inactive	(blank)	(blank)
50100	0000095952	4	1.1.2	606	0029-071-881,P101,R201,C501	Advanced R/W Prior to Acq.	9101	Inactive	(blank)	(blank)
50100	0000095952	5	1.1.3	607	0029-071-881,P101,R201,C501	R/W Stakeout for Cond. and App	9101	Inactive	(blank)	(blank)
50100	0000095952	6	1.1.4	608	0029-071-881,P101,R201,C501	Const. Stakeout Prior to Award	9101	Inactive	(blank)	(blank)
50100	0000095952	7	1.1.5	609	0029-071-881,P101,R201,C501	P.E. Educational Courses	9101	Inactive	(blank)	(blank)



Screenshot of the Vouchers by Activity Page

Navigation: Favorites ▾ Main Menu ▾ > Project Costing ▾ > Review Costs ▾ > Accumulated Costs ▾ > Vouchers by Activity

Vouchers by Activity

Project 0000095952 Description 0029-071-681,P101,R201,C501
Activity 602 Description

Vouchers							Personalize Find View All [Print] [Export]	First 1-5 of 5 Last
Analysis Type	Voucher ID	Supplier ID	Currency	Unit of Measure	Quantity	Amount		
ACT	00331421	0000031637	USD	HUR		4,137.70	[Icon]	
ACT	00505544	0000025596	USD	HUR		1,107.63	[Icon]	
ACT	00517586	0000025596	USD	HUR		1,713.20	[Icon]	
ACT	00533777	0000025596	USD	HUR		225.67	[Icon]	
ACT	00578800	0000031637	USD	HUR		1,205.71	[Icon]	

[Return to Search] [Notify]

Screenshot of the Voucher Accounting Entries Page for the Selected Voucher

Navigation: Favorites ▾ Main Menu ▾ > Project Costing ▾ > Review Costs ▾ > Accumulated Costs ▾ > Vouchers by Activity > Accounting Entries

Voucher Accounting Entries

*Business Unit 50100 Voucher ID 00331421 Invoice Number EST58 368646
*Accounting Line View Option Standard Invoice Date 04/18/2014 ☐ Show Foreign Currency
Supplier ID 0000031637 *Sort By Posting Process
Supplier Name A Morton Thomas & Associates Inc [Search] [Reset]

Accounting Information Find | View All First 1 of 2 Last

Posting Process AP Accrual GL Dist Status Distributed Posting Date 05/08/2014

Personalize Find View All [Print] [Export]						First 1-10 of 10 Last
Description	Monetary Amount	Currency Code	Ledger	GL Unit	Accounting Date	
Accounts Payable	-636.65	USD	ACTUALS	50100	05/07/2014	
ENGINEERING SERVICES, PROFESSI	636.65	USD	ACTUALS	50100	05/07/2014	
Accounts Payable	-32,219.23	USD	ACTUALS	50100	05/07/2014	
ENGINEERING SERVICES, PROFESSI	32,219.23	USD	ACTUALS	50100	05/07/2014	
Accounts Payable	-454.75	USD	ACTUALS	50100	05/07/2014	
ENGINEERING SERVICES, PROFESSI	454.75	USD	ACTUALS	50100	05/07/2014	
Accounts Payable	-6,234.61	USD	ACTUALS	50100	05/07/2014	
ENGINEERING SERVICES, PROFESSI	6,234.61	USD	ACTUALS	50100	05/07/2014	
Accounts Payable	-2,298.72	USD	ACTUALS	50100	05/07/2014	
ENGINEERING SERVICES, PROFESSI	2,298.72	USD	ACTUALS	50100	05/07/2014	



Project Accounting Queries

<This page is intended to be blank>



Allowable Unallowable Accounts Query (V_PA_PROJ_EXPENDITURE_ACCTS)

REVISED: 01/15/2020

DESCRIPTION:

This query displays detail project expenditures at the journal level classified as either allowable or unallowable. The query can be used to track and monitor project expenditures classified as allowable and unallowable expenditures and to review project expenditures during the final voucher processing to close out a Federal project.

NAVIGATION PATH:

Main Menu > Reporting Tools > Query > Query Viewer > V_PA_PROJ_EXPENDITURE_ACCTS

INPUT / SEARCH CRITERIA:

PC Business Unit
Project ID (% for All)
Activity Type (% for All)
From Accounting Date
To Accounting Date
Allowable / Unallowable (% for All)

OUTPUT FORMAT:

HTML
Excel
CSV

Screenshot of the Allowable Unallowable Accounts Query Page

V_PA_PROJ_EXPENDITURE_ACCTS - Allowable Unallowable Accounts

PC Business Unit50100

Project ID (% for All) %

Activity Type (% for All) %

From Accounting Date01/01/2019

To Accounting Date06/30/2019

Allowable / Unallowable / % %

View Results

Download results in : Excel Spreadsheet CSV Text File XML File (15360 kb)

View All

First 1-100 of 30476 Last

Row	JournalID	Journal Date	Accounting Date	Accounting Period	Fiscal Year	Business Unit	Project	Activity	Analysis Type	Account	Account Description	Fund	Department	Program	FIPS	Agency Use 1	Task	Asset	Route	Contract	Amount	Allowable
1	ALC0000007	01/31/2019	01/31/2019	7	2019	50100	0000000260	678	ATE	5011110	Employer Retire Contrib-Def Ben	04720	11011	603024	191						88.71	Y
2	ALC0000009	01/31/2019	01/31/2019	7	2019	50100	0000000260	678	ATE	5011120	Salary Social Security&Medicare	04720	11011	603024	191						41.29	Y
3	ALC0000005	01/31/2019	01/31/2019	7	2019	50100	0000000260	678	ATE	5011140	Group Life Insurance	04720	11011	603024	191						7.36	Y
4	ALC0000006	01/31/2019	01/31/2019	7	2019	50100	0000000260	678	ATE	5011150	Employer Health Ins Premium	04720	11011	603024	191						136.13	Y
5		01/16/2019	01/16/2019	0	0	50100	0000000260	678	PAY	5011230	Salaries, Classified	04720	11011	603024	191						92.98	Y
6		01/16/2019	01/16/2019	0	0	50100	0000000260	678	PAY	5011230	Salaries, Classified	04720	11011	603024	191						61.99	Y
7		01/16/2019	01/16/2019	0	0	50100	0000000260	678	PAY	5011230	Salaries, Classified	04720	11011	603024	191						309.95	Y
8		01/16/2019	01/16/2019	0	0	50100	0000000260	678	PAY	5011230	Salaries, Classified	04720	11011	603024	191						30.99	Y
9		01/16/2019	01/16/2019	0	0	50100	0000000260	678	PAY	5011230	Salaries, Classified	04720	11011	603024	191						61.99	Y
10	ALC0000004	01/31/2019	01/31/2019	7	2019	50100	0000000260	678	ATE	50112301	Salaries, Non-Productive Time	04720	11011	603024	191						19.19	Y
11	ALC0000003	01/31/2019	01/31/2019	7	2019	50100	0000000260	678	ATE	50112301	Salaries, Non-Productive Time	04720	11011	603024	191						83.69	Y
12	ALC0000002	01/31/2019	01/31/2019	7	2019	50100	0000000260	678	ATE	50112301	Salaries, Non-Productive Time	04720	11011	603024	191						59.53	Y
13	ALC0000001	01/31/2019	01/31/2019	7	2019	50100	0000000260	678	ATE	50112301	Salaries, Non-Productive Time	04720	11011	603024	191						61.70	Y
14	AP01242735	06/17/2019	06/14/2019	12	2019	50100	0000000260	753	ACT	5012430	Attorney Services	04720	11011	603024	191						357.00	Y
15	AP01184170	04/16/2019	04/16/2019	10	2019	50100	0000000260	753	ACT	5012430	Attorney Services	04720	11011	603024	191						273.00	Y



Bill History by Contract Query (V_PA_BILL_HIST_CONTRACT)

REVISED: 01/15/2020

DESCRIPTION:

This query displays the billing history for a contract and can be used to review and monitor the billing history for a contract.

NAVIGATION PATH:

Main Menu > Reporting Tools > Query > Query Viewer > V_PA_BILL_HIST_CONTRACT

INPUT / SEARCH CRITERIA:

Business Unit
Contract ID

OUTPUT FORMAT:

HTML
Excel
CSV

Screenshot of the Bill History by Contract Query Page

V_PA_BILL_HIST_CONTRACT - Bill History by Contract										
Business Unit <input type="text" value="50100"/> <input type="button" value="Q"/>										
Contract ID <input type="text" value="0000001499"/> <input type="button" value="Q"/>										
<input type="button" value="View Results"/>										
Download results in : Excel Spreadsheet CSV Text File XML File (3 kb)										
View All First 1-12 of 12 Last										
Row	Business Unit	Contract ID	Project	Appropriation Code	Invoice	Invoice Date	Target Payment	LTD Billed Amount	Invoiced Amount	Payment Date
1	50100	0000001499	0000081539	MG&SE	MGSE000438	05/01/2013		6842.17	439.37	05/21/2013
2	50100	0000001499	0000081539	MG&SE	MGSE000526	06/28/2013		6842.17	470.11	07/19/2013
3	50100	0000001499	0000081539	MG&SE	MGSE001844	10/03/2016		6842.17	1211.86	10/24/2016
4	50100	0000001499	0000081539	MG&SE	MGSE001886	11/01/2016		6842.17	-164.21	04/25/2017
5	50100	0000001499	0000081539	MG&SE	MGSE001949	01/03/2017		6842.17	202.13	02/08/2017
6	50100	0000001499	0000081539	MG&SE	MGSE001992	02/01/2017		6842.17	1330.04	04/25/2017
7	50100	0000001499	0000081539	MG&SE	MGSE002022	04/04/2017		6842.17	848.85	04/25/2017
8	50100	0000001499	0000081539	MG&SE	MGSE002074	05/02/2017		6842.17	1655.52	07/18/2017
9	50100	0000001499	0000081539	MG&SE	MGSE002085	06/02/2017		6842.17	140.12	07/18/2017
10	50100	0000001499	0000081539	MG&SE	MGSE002738	03/04/2019		6842.17	245.65	03/19/2019
11	50100	0000001499	0000081539	MG&SE	MGSE002766	04/02/2019		6842.17	245.65	04/16/2019
12	50100	0000001499	0000081539	MG&SE	MGSE002781	05/02/2019		6842.17	217.08	05/28/2019

Billing Adjustment Validation Query (V_PA_BILLING_ADJUSTMENTS)

REVISED: 01/15/2020

DESCRIPTION:

This query displays data that can be used to verify billing adjustments.

NAVIGATION PATH:

Main Menu > Reporting Tools > Query > Query Viewer > V_PA_BILLING_ADJUSTMENTS

INPUT / SEARCH CRITERIA:

User ID (% of all)
Invoice Status
Business Unit
Invoice (% for all)
Contract Type (% for all)
Bill Source (% for all)
Accounting Date From

OUTPUT FORMAT:

HTML
Excel
CSV



INPUT / SEARCH CRITERIA:
Accounting Date To

OUTPUT FORMAT:

Screenshot of the Billing Adjustment Validation Query Page

V_PA_BILLING_ADJUSTMENTS - Billing Adjustment Validation

User ID (% for all) %

Invoice Status Invoiced Bill

Business Unit 50100

Invoice (% for all) %

Contract Type (% for all) %

Bill Source (% for all) %

Accounting Date From 11/01/2019

Accounting Date To 11/15/2019

View Results






Download results in : [Excel Spreadsheet](#) [CSV Text File](#) [XML File](#) (142 kb)

[View All](#)

Row	Business Unit	Invoice	Description	Invoice Line	Net Extended Amount	Contracts Business Unit	Contract #	Contract Type	Billing Plan ID	Contract Date	Accounting Date	Contract Line Num	PC Business Unit	Project
1	50100	EMS000244	EQUIPPROPDMGST-Salem	1	33862.550						11/12/2019	0		
2	50100	FED002656	Billing Adjustment M3E1 @ 80%	1	-0.040	50100	5A01716	F	B101		11/01/2019	1	50100	0000107530
3	50100	FED002656	Billing Adjustment M40E @ 80%	2	-0.010	50100	5A03728	F	B101		11/01/2019	1	50100	0000098828
4	50100	FED002656	Billing Adjustment M400 @ 80%	3	-0.330	50100	5A03750	F	B101		11/01/2019	1	50100	0000100625
5	50100	FED002656	Billing Adjustment L24E @ 80%	4	-0.020	50100	5A27200	F	B101		11/01/2019	1	50100	0000072706



Screenshot of the Billing Adjustment Validation Query Page (scrolled right)

First 1-100 of 198  Last															
Activity	Source Type	Category	Subcategory	Revenue Sequence Number	PC Distribution Status	Account	Department	Asset	Task	Fund Code	FIPS	Cost Center	Program	Project	User ID
				1	I	5014110	10182		05721	04100		11165420	60400403		AA_CARDINAL_BATCH_AR
616	M3E1			1	D	4020205	99999			04010				0000107530	
631	M40E			1	D	4020205	99999			04010				0000098828	
678	M400			1	D	4020205	99999			04010				0000100625	
631	L24E			1	D	4020205	99999			04010				0000072706	



Billing Adjustment Validation Query (V_PA_BILLING_ADJUSTMENTS)

REVISED: 01/15/2020

DESCRIPTION:

This query displays data that can be used to verify billing adjustments.

NAVIGATION PATH:

Main Menu > Reporting Tools > Query > Query Viewer > V_PA_BILLING_ADJUSTMENTS

INPUT / SEARCH CRITERIA:

User ID (% of all)
Invoice Status
Business Unit
Invoice (% for all)
Contract Type (% for all)
Bill Source (% for all)
Accounting Date From
Accounting Date To

OUTPUT FORMAT:

HTML
Excel
CSV

Screenshot of the Billing Adjustment Validation Query Page

V_PA_BILLING_ADJUSTMENTS - Billing Adjustment Validation

User ID (% for all) %

Invoice Status Invoiced Bill

Business Unit 50100

Invoice (% for all) %

Contract Type (% for all) %

Bill Source (% for all) %

Accounting Date From 11/01/2019

Accounting Date To 11/15/2019

[View Results](#)






Download results in : [Excel Spreadsheet](#) [CSV Text File](#) [XML File](#) (142 kb)

[View All](#)

Row	Business Unit	Invoice	Description	Invoice Line	Net Extended Amount	Contracts Business Unit	Contract #	Contract Type	Billing Plan ID	Contract Date	Accounting Date	Contract Line Num	PC Business Unit	Project
1	50100	EMS000244	EQUIPPROPDMGST-Salem	1	33862.550						11/12/2019	0		
2	50100	FED002656	Billing Adjustment M3E1 @ 80%	1	-0.040	50100	5A01716	F	B101		11/01/2019	1	50100	0000107530
3	50100	FED002656	Billing Adjustment M40E @ 80%	2	-0.010	50100	5A03728	F	B101		11/01/2019	1	50100	0000098828
4	50100	FED002656	Billing Adjustment M400 @ 80%	3	-0.330	50100	5A03750	F	B101		11/01/2019	1	50100	0000100625
5	50100	FED002656	Billing Adjustment L24E @ 80%	4	-0.020	50100	5A27200	F	B101		11/01/2019	1	50100	0000072706



Screenshot of the Billing Adjustment Validation Query Page (scrolled right)

First 1-100 of 198  Last															
Activity	Source Type	Category	Subcategory	Revenue Sequence Number	PC Distribution Status	Account	Department	Asset	Task	Fund Code	FIPS	Cost Center	Program	Project	User ID
				1	I	5014110	10182		05721	04100		11165420	60400403		AA_CARDINAL_BATCH_AR
616	M3E1			1	D	4020205	99999			04010				0000107530	
631	M40E			1	D	4020205	99999			04010				0000098828	
678	M400			1	D	4020205	99999			04010				0000100625	
631	L24E			1	D	4020205	99999			04010				0000072706	



Billing Interface Errors Query (V_PA_BILL_INTFC_ERROR_COA)

REVISED: 1/26/2023

DESCRIPTION:

This query displays the chart of account (COA) values and the associated error message for all lines in error from processing of the billing interface. This query can be used by agencies to determine which ChartFields must be updated/corrected to allow the bill lines to process through to the Billing Module.

NAVIGATION PATH:

Main Menu > Reporting Tools > Query > Query Viewer > V_PA_BILL_INTFC_ERROR_COA

INPUT / SEARCH CRITERIA:

Business Unit

OUTPUT FORMAT:

HTML
Excel
CSV

Screenshot of the Billing Interface Errors Query Page

V_PA_BILL_INTFC_ERROR_COA - Billing Interface Errors																
Business Unit <input type="text" value="50100"/> <input type="button" value="Q"/>																
<input type="button" value="View Results"/>																
Download results in : Excel Spreadsheet CSV Text File XML File (52 kb)																
View All																
Row	Contract	Line	Bill To	Intfc ID	Line Num	Err Status	Error Description	Business Unit	Account	Department	Asset	Task	Fund	FIPS	Agency Use 2	Affiliate
1	5B01044	1	0000055002	8574	1	0550	Invalid Department	50100	112061	19002			04010			
2	5B01044	1	0000055002	8574	2	0550	Invalid Department	50100	112061	19002			04010			
3	5B01044	1	0000055002	8574	3	0550	Invalid Department	50100	112061	19002			04010			
4	5B01044	1	0000055002	8574	4	0550	Invalid Department	50100	112061	19002			04010			
5	5B01044	1	0000055002	8574	5	0550	Invalid Department	50100	112061	19002			04010			
6	5B01044	1	0000055002	8574	6	0550	Invalid Department	50100	112061	19002			04010			
7	5B01044	1	0000055002	8574	7	0550	Invalid Department	50100	112061	19002			04010			
8	5B01044	1	0000055002	8574	8	0550	Invalid Department	50100	112061	19002			04010			
9	5B01044	1	0000055002	8574	9	0550	Invalid Department	50100	112061	19002			04010			
10	5B01044	1	0000055002	8574	10	0550	Invalid Department	50100	112061	19002			04010			
11	5B01044	1	0000055002	8574	11	0550	Invalid Department	50100	112061	19002			04010			
12	5B01044	1	0000055002	8574	12	0550	Invalid Department	50100	112061	19002			04010			
13	5B01044	1	0000055002	8574	13	0550	Invalid Department	50100	112061	19002			04010			
14	5B01044	1	0000055002	8574	14	0550	Invalid Department	50100	112061	19002			04010			



Screenshot of the Billing Interface Errors Query Page (scrolled right)

Fund Affiliate	Cost Center	Program	Agency Use 1	PC Bus Unit	Project	Activity	Source Type	Category
				50100	0000113637	612	LU20	
				50100	0000113637	612	LU20	
				50100	0000113637	612	LU20	
				50100	0000113637	612	LU20	
				50100	0000113637	612	LU20	
				50100	0000113637	612	LU20	
				50100	0000113637	612	LU20	
				50100	0000113637	612	LU20	
				50100	0000113637	612	LU20	
				50100	0000113637	612	LU20	
				50100	0000113637	612	LU20	
				50100	0000113637	612	LU20	
				50100	0000113637	612	LU20	
				50100	0000113637	61401	LU20	
				50100	0000113637	61401	LU20	



Billing Worksheet Lines to Defer Query (V_PA_BI_WRKSHT_LINES_TO_DEFER)

REVISED: 03/18/2020

DESCRIPTION:

This query displays worksheet lines on a bill and can be used to determine which lines should be deferred if errors are received in the Federal Highway Administration (FHWA) system (i.e., Rapid Approval State Payment System (RASPS)).

NAVIGATION PATH:

Main Menu > Reporting Tools > Query > Query Viewer > V_PA_BI_WRKSHT_LINES_TO_DEFER

INPUT / SEARCH CRITERIA:

Contract (% for all) %
Source Type L24E
Business Unit 50100

OUTPUT FORMAT:

HTML
Excel
CSV

Screenshot of the Identify Lines to Defer Query Page

V_PA_BI_WRKSHT_LINES_TO_DEFER - Identify Lines to Defer							
Contract (% for all) %							
Source Type L24E							
Business Unit 50100							
View Results							
Download results in: Excel Spreadsheet CSV Text File XML File (270 kb)							
View All First 1-100 of 1175 Last							
	Business Unit	Invoice	Sequence	Project	Contract	Source Type	Amount
1	50100	TMP001170	253	0000080272	0078118	L24E	44.85
2	50100	TMP001170	254	0000080272	0078118	L24E	46.54
3	50100	TMP001170	255	0000080272	0078118	L24E	19.22
4	50100	TMP001170	256	0000080272	0078118	L24E	19.95
5	50100	TMP001170	257	0000080272	0078118	L24E	25.63
6	50100	TMP001170	258	0000080272	0078118	L24E	26.59



Contract Information Query (V_PA_CONTRACT_INFO)

REVISED: 01/23/2020

DESCRIPTION:

This query displays contract information and can be used to compare data to the Federal Agreement for accuracy and completeness.

NAVIGATION PATH:

Main Menu > Reporting Tools > Query > Query Viewer > V_PA_CONTRACT_INFO

INPUT / SEARCH CRITERIA:

PC Business Unit
CA Bus. Unit
Project ID (% for all)
Contract Num1 (% for All)
Contract Num2
Contract Num3
Contract Num4
Contract Num5

OUTPUT FORMAT:

HTML
Excel
CSV

Screenshot of the Contract Information Query Page

V_PA_CONTRACT_INFO - Contract Information

PC Business Unit

CA Bus. Unit

Project ID (% For all)

Contract Num1 (% For All)

Contract Num2

Contract Num3

Contract Num4

Contract Num5

[View Results](#)

Download results in : [Excel Spreadsheet](#) [CSV Text File](#) [XML File](#) (15 kb)

[View All](#)

Row	BU	Contract Number	Amendment	Contract Processing Status	Contract Status	Contract Type	Description	Legal Entity	Proposal ID	Contract Signed	Region	Line	Product ID	End Date	Control Flag	Bill Plan Hold Date	Effective Date
1	50100	0293031		C	FV ACCEPTED	F	BR-0293031	NFO	\$480,000.00	04/01/2010	03	1	FEDERAL	10/16/2016	Y		04/01/2010
2	50100	0293031										1					
3	50100	0293032		C	FV ACCEPTED	F	BR-0293032	NFO	\$207,908.94	05/15/2014	03	1	FEDERAL	07/31/2018	Y		05/15/2014
4	50100	0293032										1					
5	50100	0293033		A	ACTIVE	F	BR-0293033	NFO	\$5,174,732.06	09/22/2015	03	1	FEDERAL	09/30/2019	Y		09/22/2015
6	50100	0293033		A	ACTIVE	F	BR-0293033	NFO	\$5,174,732.06	09/22/2015	03	1	FEDERAL	09/30/2019	Y		09/22/2015
7	50100	0293033		A	ACTIVE	F	BR-0293033	NFO	\$5,174,732.06	09/22/2015	03	1	FEDERAL	09/30/2019	Y		09/22/2015
8	50100	0293033		A	ACTIVE	F	BR-0293033	NFO	\$5,174,732.06	09/22/2015	03	1	FEDERAL	09/30/2019	Y		09/22/2015
9	50100	0293033		A	ACTIVE	F	BR-0293033	NFO	\$5,174,732.06	09/22/2015	03	1	FEDERAL	09/30/2019	Y		09/22/2015
10	50100	0293033		A	ACTIVE	F	BR-0293033	NFO	\$5,174,732.06	09/22/2015	03	1	FEDERAL	09/30/2019	Y		09/22/2015



Screenshot of the Contract Information Query Page (scrolled right)

First 1-16 of 16 Last																
Active Rate Set	Transaction ID	Limit Amount	Rate Set	Use Seq	Project ID	Activity Type	Amend Status	Amend Line	Edit Type	Component	Label Fieldname	Amend Ref #1	Transaction Limit	Old Value	New Value	Entered By
	Q100	480000.000	FED_Q100_80	1												
		0.000			0000095952	9101										
	L1CE	207908.940	FED_L1CE_100	1												
		0.000			0000095952	9102										
FED_Z231_100	0AW0	0.000	ADC_0AW0_80	0												
FED_Z231_100	H250	47564.000	FED_H250_100	1												
FED_Z231_100	L05E	1399889.000	FED_L05E_100	3												
FED_Z231_100	L11E	0.130	FED_L11E_80	2												
FED_Z231_100	M001	514474.000	FED_M001_100	5												
FED_Z231_100	M0E1	823349.000	FED_M0E1_100	6												



Contract Limit Exception Detail Query (V_PA_CNTRCT_LMT_EXCPTN_DTL)

REVISED: 01/15/2020

DESCRIPTION:

This query displays customer contracts where the transaction limits exceed the total dollars authorized to a federal project or where the participation rate for any transaction identifier exceeds 100%. The query can be used to identify any contracts that are not set up accurately.

NAVIGATION PATH:

Main Menu > Reporting Tools > Query > Query Viewer > V_PA_CNTRCT_LMT_EXCPTN_DTL

INPUT / SEARCH CRITERIA:

Contract From Date

Contract To Date

OUTPUT FORMAT:

HTML

Excel

CSV

Screenshot of the Contract Limit Exception Detail Query Page

V_PA_CNTRCT_LMT_EXCPTN_DTL - Contract Limit Exception Dtl

Contract From Date

Contract To Date

[View Results](#)

Download results in : [Excel Spreadsheet](#) [CSV Text File](#) [XML File](#) (1 kb)

[View All](#) First 1-1 of 1 Last

Row	Contract	Customer	Contract Status	Processing Status	Contract Type	Description	Start Date	Proposal	Merchant	Transaction Limit Identifier	Transaction Limit Amount	Rate Set	Rate Plan	Rate Selection	Exception Message
1	5A01181	0000055002	ACTIVE	A	F	MG/STP-5A01181	02/17/2011	\$52,606,574.69	0		60656116.310				Obligation Amount Exceeds



Contract Project/Activities Combination Query (V_PA_CONTRACT_PROJ_ACT_COMBO)

REVISED: 01/15/2020

DESCRIPTION:

This query displays the associated Project and Activity Combination for a contract and can be used to ensure all Project and Activities are added to a contract.

NAVIGATION PATH:

Main Menu > Reporting Tools > Query > Query Viewer > V_PA_CONTRACT_PROJ_ACT_COMBO

INPUT / SEARCH CRITERIA:

Business Unit
Contract

OUTPUT FORMAT:

HTML
Excel
CSV

Screenshot of the Contract Project/Activities Combination Query Page

V_PA_CONTRACT_PROJ_ACT_COMBO - Contract Proj/Acti Combination

Business Unit

50100

Contract

0000000212

View Results

Download results in :

Excel SpreadSheet

CSV Text File

XML File

(92 kb)

View All

First 1-100 of 442

Last

Row	Contract	Line Num	PC Bus Unit	Project	Phase	Activity	Descr
1	0000000212	1	50100	0000101026	9105	60000	Ordinary Maintenance-Service
2	0000000212	1	50100	0000101026	9105	60101	Debris Removal - Storm
3	0000000212	1	50100	0000101026	9105	60106	Bulb Replacement
4	0000000212	1	50100	0000101026	9105	60151	Tree Removal
5	0000000212	1	50100	0000101026	9105	60227	Asphalt Pothole Patching
6	0000000212	1	50100	0000101026	9105	60700	Ordinary Maintenance - Deck
7	0000000212	1	50100	0000101026	9105	60720	Ordinary Maint Superstructure
8	0000000212	1	50100	0000101026	9105	60740	Ordinary Maint - Substructure
9	0000000212	1	50100	0000101026	9105	60750	Ordinary Maint - Large Culvert
10	0000000212	1	50100	0000101026	9105	60760	Ordinary Maint - Bridge Misc
11	0000000212	1	50100	0000101026	9105	61000	Prevent Maint-Planned/Cyclical
12	0000000212	1	50100	0000101026	9105	61100	Prvtv (Non-Cndtin Bsd) Mnt
13	0000000212	1	50100	0000101026	9105	61111	Bridge Insp. of NBI-Interstate
14	0000000212	1	50100	0000101026	9105	61122	UW Bridge Insp of NBI on IS
15	0000000212	1	50100	0000101026	9105	61138	Bridge Inspections on NBI
16	0000000212	1	50100	0000101026	9105	61139	Underwater Bridge Inspections
17	0000000212	1	50100	0000101026	9105	61140	Inspection
18	0000000212	1	50100	0000101026	9105	61141	Hand Clean



Contract with No Billing Query (V_PA_CA_NO_BI)

REVISED: 01/15/2020

DESCRIPTION:

This query displays contracts for which no billings have been processed and can be used to review customer contract statuses.

NAVIGATION PATH:

Main Menu > Reporting Tools > Query > Query Viewer > V_PA_CA_NO_BI

INPUT / SEARCH CRITERIA:

From Date

To Date

Contract Type (% for All)

OUTPUT FORMAT:

HTML

Excel

CSV

Screenshot of the Contract with No Billing Query Page

V_PA_CA_NO_BI - Contract with No Billing										
From Date <input type="text" value="06/01/2019"/>										
To Date <input type="text" value="06/11/2019"/>										
Contract Type (% For All) <input type="text" value=""/>										
View Results										
Download results in : Excel Spreadsheet CSV Text File XML File (1440 kb)										
View All First 1-100 of 3013 Last										
Row	Project	Contract	Status	Type	Last Billed Date	Life-to-Date Billed Amount	Project Manager	Reason	Min End Date	
1	0000000098	5401456	ACTIVE	F	11/05/2012	632238.00	DOE, JOHN	No billing during timespan		
2	0000000192	0952343	FIRE - CLOSED	F	12/14/2011	170414.00	DOE, JOHN	No billing during timespan		
3	0000000564	0012101	FIRE - CLOSED	F	03/07/2019	2049221.08	DOE, JOHN	No billing during timespan		
4	0000000673	0092045	ACTIVE	F	09/11/2019	146087.89	DOE, JOHN	No billing during timespan	12/31/2022	
5	0000000688	0000001532	ACTIVE	A	04/01/2014	189414.80	DOE, JOHN	No billing during timespan	03/11/2014	
6	0000000688	5128201	ACTIVE	F	12/13/2019	3065687.00	DOE, JOHN	No billing during timespan	12/31/2021	
7	0000000709	0000001537	ACTIVE	A	01/05/2015	248678.64	DOE, JOHN	No billing during timespan	12/11/2014	
8	0000000709	0000001714	ACTIVE	A	03/01/2016	83391.00	DOE, JOHN	No billing during timespan		
9	0000000709	0000001949	ACTIVE	A	01/03/2019	1720000.00	DOE, JOHN	No billing during timespan		
10	0000000913	5128150	FIRE - CLOSED	F	06/07/2007	8862797.00	DOE, JOHN	No billing during timespan		
11	0000000954	5108150	ACTIVE	F	05/06/2019	1902743.08	DOE, JOHN	No billing during timespan		
12	0000001017	0193013	FIRE - CLOSED	F	01/03/2013	1192187.92	DOE, JOHN	No billing during timespan		
13	0000001436	5402190	ACTIVE	F	12/05/2019	3156069.02	DOE, JOHN	No billing during timespan	06/30/2020	
14	0000001489	5127430	FIRE - CLOSED	F	05/17/2008	2187254.00	DOE, JOHN	No billing during timespan		
15	0000001716	0801103	ACTIVE	F	07/19/2012	3013203.72	DOE, JOHN	No billing during timespan		
16	0000001815	1622106	FIRE - CLOSED	F	11/13/2013	120867.00	DOE, JOHN	No billing during timespan		
17	0000001850	0655029	ACTIVE	F	08/12/2019	28224.84	DOE, JOHN	No billing during timespan		
18	0000001851	0655030	WITHDRAWN	F	03/06/2019	0.00	DOE, JOHN	No billing during timespan		
19	0000001890	1211112	FIRE - CLOSED	F	11/13/2013	364960.00	DOE, JOHN	No billing during timespan		



Contracts on Billing Hold Query (V_PA_CA_BI_HOLD)

REVISED: 01/15/2020

DESCRIPTION:

This query displays active contracts that have been put on billing hold, have suspended billing, or have deferred lines on a billing worksheet. The query can be used to monitor processing of billing holds, suspended billings, or deferred billing worksheet lines related to active Customer Contracts in order to ensure these items are resolved and billing continues in a timely manner.

NAVIGATION PATH:

Main Menu > Reporting Tools > Query > Query Viewer > V_PA_CA_BI_HOLD

INPUT / SEARCH CRITERIA:

Business Unit

OUTPUT FORMAT:

HTML
Excel
CSV

Screenshot of the Contracts on Billing Hold Query Page

V_PA_CA_BI_HOLD - Contracts on Billing Hold										
Business Unit		50100								
		View Results								
		Download results in : Excel Spreadsheet CSV Text File XML File (1366 kb)								
		View All								
		First 1-100 of 3349 Last								
Row	Contract	Contract Type	Contract Status	Line Number	Description	Billing Plan ID	Hold Date	End Date	Type of Hold	
1	0000000095	O	ACTIVE	1	BRAC-133 MARK CTR STUDY	B101			Rate Based Contract Line is Missing Rate Set in CA_RATE table	
2	0000000095	O	ACTIVE	1	BRAC-133 MARK CTR STUDY	B101	02/03/2012		Bill Plan Associated with Contract Line is On Hold	
3	0000000639	R	ACTIVE	1	02025211	B101			Rate Based Contract Line is Missing Rate Set in CA_RATE table	
4	0000000954	A	ACTIVE	1	ADMIN REVIEW JORDAN BRIDGE	B101			Rate Based Contract Line is Missing Rate Set in CA_RATE table	
5	0000001067	L	ACTIVE	1	PE FOR RTE 606	B101			Rate Based Contract Line is Missing Rate Set in CA_RATE table	
6	0000001069	L	ACTIVE	1	BRAC-133 ALEXANDRIA	B101			Active Contract with Inactive Rate Set on CA_RATE	
7	0000001426	O	ACTIVE	1	Partic - CON -Private-NOVA	B101	04/14/2014		Bill Plan Associated with Contract Line is On Hold	
8	0000001429	R	ACTIVE	1	Recurring Contract \$4334.22	B101	04/15/2013	08/11/2013	Bill Plan Associated with Contract Line is On Hold	
9	0000001506	O	ACTIVE	2	Gener -HMO E River 11099				Rate Based Contract Line does not have row defined in CA_RATE table	
10	0000001516	A	ACTIVE	1	CON -1st City-Richmond	B101			Rate Based Contract Line does not have row defined in CA_RATE table	
11	0000001521	A	ACTIVE	1	Recurring Contract - \$1,541.64	B101	05/24/2013	02/11/2014	Bill Plan Associated with Contract Line is On Hold	
12	0000001563	A	ACTIVE	1	Misc - HMO - STA - Lynchburg	B101			Rate Based Contract Line does not have row defined in CA_RATE table	
13	0000001654	A	ACTIVE	1	Proje - CON - CCT - NOVA	B101	09/17/2019		Bill Plan Associated with Contract Line is On Hold	
14	0000001701	A	ACTIVE	2	Proje - CON - STA - Richmond	B105	03/22/2016		Bill Plan Associated with Contract Line is On Hold	
15	0000001701	A	ACTIVE	3	Proje - CON - STA - Richmond	B106	03/22/2016		Bill Plan Associated with Contract Line is On Hold	
16	0000001721	A	ACTIVE	1	Proje - CON - CCT - Bristol	B101	05/16/2016		Bill Plan Associated with Contract Line is On Hold	
17	0000001730	A	ACTIVE	5					Rate Based Contract Line does not have row defined in CA_RATE table	
18	0000001730	A	ACTIVE	6	Proje - CON - OTH - Suffolk				Rate Based Contract Line does not have row defined in CA_RATE table	
19	0000001887	A	ACTIVE	1	Proje - CON - OTH - Suffolk	B101			Rate Based Contract Line is Missing Rate Set in CA_RATE table	
20	0000002003	A	ACTIVE	1	Coal Severance - CCT	B101	08/23/2019		Bill Plan Associated with Contract Line is On Hold	



Contracts with Split AC Query (V_PA_CONTRACTS_WITH_AC_SPLIT)

REVISED: 01/15/2020

DESCRIPTION:

This query displays customer contracts that have Split Advanced Construction (AC) rows with an Analysis Type of Billable Amount (BIL) or Over Limit Amount (OLT). The query also displays the remaining amount on a Non-AC transaction.

NAVIGATION PATH:

Main Menu > Reporting Tools > Query > Query Viewer > V_PA_CONTRACTS_WITH_AC_SPLIT

INPUT / SEARCH CRITERIA:

Business Unit (% for all)

OUTPUT FORMAT:

HTML
Excel
CSV

Screenshot of the Contracts with Split AC Query Page

V_PA_CONTRACTS_WITH_AC_SPLIT - Contracts with Split AC									
Business Unit (% for all) 50100									
View Results									
Download results in : Excel Spreadsheet CSV Text File XML File (5 kb)									
View All									
First 1-19 of 19 Last									
Row	Contract #	Contract Line #	Project ID	Source Type	Analysis Type	Resource Amount	Non AC Trans ID	Non AC Rate Set	Remaining Balance
1	000S166	1	0000084272	0AW0	BIL	990410.80			
2	000S166	1	0000084272	0AW0	BIL	3360.26			
3	0812276	1	0000093462	0AW0	BIL	60.19			
4	0971027	1	0000057492	0AW0	BIL	17058.11			
5	3604017	1	0000050029	0AC0	BIL	459823.44			
6	5127716	1	0000066786	0AW0	BIL	1013296.30			
7	5150121	1	0000067976	0AW0	BIL	0.98			
8	5165006	1	0000071756	0AC0	BIL	29076.73			
9	5401638	1	0000071853	0AW0	BIL	96.45			
10	5401756	1	0000016422	0AW0	BIL	2503.93			
11	5403989	1	0000014672	0AW0	BIL	5802.14			
12	5403989	1	0000014672	0AW0	BIL	17456.68			
13	5A03211	1	0000072799	0AW0	BIL	984.37			
14	PM05279	1	0000097127	0AW0	BIL	18248.00			
15	PM05279	1	0000097127	0AW0	BIL	30.78			
16	PM05279	1	0000097127	0AW0	BIL	18116.01			
17	PM05279	1	0000097127	0AW0	BIL	18247.36			
18	PM05279	1	0000097127	0AW0	BIL	54.14			
19	PM05279	1	0000097127	0AW0	BIL	16415.43			



Customer Contract Products Query (V_PA_CUST_CONTRACT_PRODUCTS)

REVISED: 11/13/2023

DESCRIPTION:

This query identifies all Amount and Recurring Products with the associated accounting distribution. This query is used to determine which product should be used when creating Amount-Based and Recurring contract lines.

NAVIGATION PATH:

Main Menu > Reporting Tools > Query > Query Viewer >
V_PA_CUST_CONTRACT_PRODUCTS

INPUT / SEARCH CRITERIA:

Business Unit
Product ID (% for all)
Product Group (% for all)
Account (% for all)
Dept ID (% for all)
Fund (% for all)

OUTPUT FORMAT:

HTML
Excel
CSV

Screenshot of the Customer Contract Products Query Page

V_PA_CUST_CONTRACT_PRODUCTS - Customer Contract Products

Business Unit50100

Product ID(% for all) %

Product Group(% for all) %

Account(% for all) %

Dept ID (% for all) %

Fund (% for all) 04720

View Results

Download results in : Excel Spreadsheet CSV Text File XML File (64 kb)

View All

First 1-100 of 169 Last

Row	Product	Product Description	Price Type	Product Group	Distribution Code	Distribution Code Desr	Account	Department	Fund	Cost Center	Program	Project Id	Activity
1	AMT_GENER4	Gener-CON- Location & Design	AMT	AMT_CONOTH	GENERGEN14	Location & Design CON Private	40040001	10021	04720		514008	0000108401	
2	AMT_PROJE29	Partic - CON - CCT - Bristol	AMT	AMT_CONCCT	PROJEPRO01	Partic - CON - CCT/OTH-Bristol	40042011	11000	04720				
3	AMT_PROJE30	Partic - CON - CCT - Salem	AMT	AMT_CONCCT	PROJEPRO02	Partic - CON - CCT/OTH-Salem	40042011	12000	04720				
4	AMT_PROJE31	Partic - CON - CCT - Lynchburg	AMT	AMT_CONCCT	PROJEPRO03	Partic - CON - CCT/OTH-Lynchbg	40042011	13000	04720				
5	AMT_PROJE32	Partic - CON - CCT - Richmond	AMT	AMT_CONCCT	PROJEPRO04	Partic - CON - CCT/OTH-Richmnd	40042011	14000	04720				
6	AMT_PROJE33	Partic - CON - CCT - Suffolk	AMT	AMT_CONCCT	PROJEPRO05	Partic - CON - CCT/OTH-Suffolk	40042011	15000	04720				
7	AMT_PROJE34	Partic - CON - CCT - Fredsburg	AMT	AMT_CONCCT	PROJEPRO06	Partic - CON - CCT/OTH-Fredbrg	40042011	16000	04720				
8	AMT_PROJE35	Partic - CON - CCT - Culpeper	AMT	AMT_CONCCT	PROJEPRO07	Partic - CON - CCT/OTH-Culpepr	40042011	17000	04720				
9	AMT_PROJE36	Partic - CON - CCT - Staunton	AMT	AMT_CONCCT	PROJEPRO08	Partic - CON - CCT/OTH-Stauntn	40042011	18000	04720				
10	AMT_PROJE37	Partic - CON - CCT - NOVA	AMT	AMT_CONCCT	PROJEPRO09	Partic - CON - CCT/OTH-NOVA	40042011	19000	04720				



Detail Project Expenditures Query (V_PA_PRJ_EXPEND_DTL)

REVISED: 01/15/2020

DESCRIPTION:

This query displays detail project expenditures at the journal level. The query can be used to track and monitor project expenditures including allowable and unallowable expenditures and to review project expenditures during the final billing process of a project.

NAVIGATION PATH:

Main Menu > Reporting Tools > Query > Query Viewer > V_PA_PRJ_EXPEND_DTL

INPUT / SEARCH CRITERIA:

Business Unit
Project
Activity Type (% for all)
Accounting Period (% for All)
Fiscal Year (% for all)
Allowable \ Unallowable (% for all)

OUTPUT FORMAT:

HTML
Excel
CSV

Screenshot of the Detail Project Expenditures Query Page

V_PA_PRJ_EXPEND_DTL - Detail Project Expenditures

Business Unit50100

Project0000095952

Activity Type (% for all)%

Accounting Period (% For All)%

Fiscal Year (% for all)2019

Allowable \ Unallowable % %

View Results

Download results in : Excel Spreadsheet CSV Text File XML File (77 kb)

View All

First 1-100 of 122Last

Row	Business Unit	Journal ID	Journal Date	Journal Line	Journal Line Reference	Journal Line Source	User ID	Fiscal Year	Accounting Period	Project	Phase	Activity	Account	Account Description	Fund	Program	Department	FIPS	Task	Route	Agency Use 1	Asset	Voucher	Supplier Name	Monetary Amount	
1	50100	0001135257	02/20/2019	41		NVS		2019		8 0000095952	9104	735	5011110	Employer Retire Contrb-Def Ben	04720	603023	13014	143					00029			3.10
2	50100	0001135257	02/20/2019	50		NVS		2019		8 0000095952	9104	735	5011110	Employer Retire Contrb-Def Ben	04720	603023	13014	143					00029			2.82
3	50100	ALC0000007	09/30/2018	12908		ALO		2019		3 0000095952	9104	635	5011110	Employer Retire Contrb-Def Ben	04720	603023	13014	143		00029						2.82
4	50100	0001135257	02/20/2019	32		NVS		2019		8 0000095952	9104	64213	5011110	Employer Retire Contrb-Def Ben	04720	603023	13014	143								-163.29
5	50100	0001135257	02/20/2019	10		NVS		2019		8 0000095952	9104	635	5011110	Employer Retire Contrb-Def Ben	04720	603023	13014	143					00029			-2.82
6	50100	0001135257	02/20/2019	63		NVS		2019		8 0000095952	9104	74213	5011110	Employer Retire Contrb-Def Ben	04720	603023	13014	143								82.24
7	50100	ALC0000007	08/31/2018	12964		ALO		2019		2 0000095952	9104	64213	5011110	Employer Retire Contrb-Def Ben	04720	603023	13014	143								82.24
8	50100	ALC0000007	07/31/2018	15060		ALO		2019		1 0000095952	9104	64213	5011110	Employer Retire Contrb-Def Ben	04720	603023	13014	143								163.29
9	50100	0001135257	02/20/2019	23		NVS		2019		8 0000095952	9104	64213	5011110	Employer Retire Contrb-Def Ben	04720	603023	13014	143								-82.24
10	50100	ALC0000007	10/31/2018	13655		ALO		2019		4 0000095952	9104	635	5011110	Employer Retire Contrb-Def Ben	04720	603023	13014	143		00029						3.10



Distribution Codes Query (V_PA_DISTRBUTION_CODES)

REVISED: 04/20/2020

DESCRIPTION:

This query identifies all Distribution Codes in Cardinal. The results can be used to identify if new distribution codes need to be defined and to identify which products to use when creating Rate-Based, Amount-Based, and Recurring Products.

NAVIGATION PATH:

Main Menu > Reporting Tools > Query > Query Viewer > V_PA_DISTRBUTION_CODES

INPUT / SEARCH CRITERIA:

Set ID
Account (% for all) %
Fund (% for all) 04720
Dept Id (% for all) %
Cost Center (% for all) %

OUTPUT FORMAT:

HTML
Excel
CSV

Screenshot of the Distribution Codes Query Page

V_PA_DISTRBUTION_CODES - Distribution Codes													
SetID <input type="text" value="50100"/> <input type="button" value="Q"/>													
Account (% for all) <input type="text" value="%"/> <input type="button" value="Q"/>													
Fund (% for all) <input type="text" value="04720"/> <input type="button" value="Q"/>													
Dept Id (% for all) <input type="text" value="%"/> <input type="button" value="Q"/>													
Cost Center (% for all) <input type="text" value="%"/> <input type="button" value="Q"/>													
<input type="button" value="View Results"/>													
Download results in : Excel Spreadsheet CSV Text File XML File (31 kb)													
View All First 1-100 of 101 <input type="button" value="Last"/>													
Row	Distribution Code	Effective Date	Effective Status	Long Description	Short Description	Account	Dept ID	Task	Fund	Cost Center	Program	Project	Activity
1	ADVANADCN1	01/01/1901	A	Prepaid - CON - CCT	ADVANADCN1	24042011	99999		04720				
2	ADVANADCN2	01/02/1901	A	Prepaid - CON - STA	ADVANADCN2	2403007	99999		04720				
3	ADVANADCN3	01/01/1901	A	Prepaid - CON - OTH	ADVANADCN3	24042011	99999		04720				
4	ADVANADCN4	01/01/1901	A	Prepaid - Coal Severance - CCT	ADVANADCN4	24042012	11000		04720				
5	ADVANADCN5	01/01/1901	A	Prepaid - CON - STA - 99999	ADVANADCN5	2403007	99999		04720				
6	ADVANADPSP	01/01/1901	A	Prepaid - Private Sectr - CON	ADVANADPSP	240400	99999		04720				
7	ADVANCON34	07/01/2016	A	Prepaid - CON - STA	ADVANCON34	4003007	10030		04720				
8	ADVANCON35	07/01/2016	A	Prepaid - CON - OTH	ADVANCON35	4003007	10055		04720				
9	AMT_CONCCT	01/01/1901	A	UAR - Amt - Constr Cty Co Twn	AMT_CONCCT	112062	99999		04720				
10	AMT_CONOTH	01/01/1901	A	UAR - Amt - Constr Other	AMT_CONOTH	112064	99999		04720				



Expenditure and Billing Data for Bill Adjustment Query (V_PA_BI_ADJUST_LTD_DATA)

REVISED: 01/15/2020

DESCRIPTION:

This query displays the Life-to-Date Billed Amount and Life-to-Date Billed Expenditure Amount data needed to create billing adjustments when participation rates change.

NAVIGATION PATH:

Main Menu > Reporting Tools > Query > Query Viewer > V_PA_BI_ADJUST_LTD_DATA

INPUT / SEARCH CRITERIA:

Contract Number
Business Unit

OUTPUT FORMAT:

HTML
Excel
CSV

Screenshot of the Expenditure and Billing Data for Bill Adjustment Query Page

V_PA_BI_ADJUST_LTD_DATA - EXP and BIL Data for Bill Adj											
Contract Number 3604017 x											
Business Unit 50100											
View Results											
Download results in : Excel Spreadsheet CSV Text File XML File (15 kb)											
View All											
First 1-50 of 50 Last											
Row	Contract Number	Contract Line Number	Project ID	Activity ID	Fund Code	Program	Source Type	Rate Set	Amount Type	Amount	
1	3604017		1 0000050029	631	04720	603004		N/A	BILLED EXPENDITURE AMT	9369295.97	
2	3604017		1 0000050029	631	04720	603004	L050	FED_L050_80	BILLED AMT	3793501.91	
3	3604017		1 0000050029	631	04720	603004	L05E	FED_L05E_80	BILLED AMT	788149.49	
4	3604017		1 0000050029	631	04720	603004	L240	FED_L240_80	BILLED AMT	1981836.54	
5	3604017		1 0000050029	631	04720	603004	L24E	FED_L24E_80	BILLED AMT	116477.40	
6	3604017		1 0000050029	636	04720	603004		N/A	BILLED EXPENDITURE AMT	1055.95	
7	3604017		1 0000050029	636	04720	603004	L050	FED_L050_80	BILLED AMT	479.73	
8	3604017		1 0000050029	636	04720	603004	L05E	FED_L05E_80	BILLED AMT	99.67	
9	3604017		1 0000050029	636	04720	603004	L240	FED_L240_80	BILLED AMT	250.63	
10	3604017		1 0000050029	636	04720	603004	L24E	FED_L24E_80	BILLED AMT	14.73	
11	3604017		1 0000050029	637	04720	603004		N/A	BILLED EXPENDITURE AMT	8664.05	
12	3604017		1 0000050029	637	04720	603004	L050	FED_L050_80	BILLED AMT	3936.15	
13	3604017		1 0000050029	637	04720	603004	L05E	FED_L05E_80	BILLED AMT	817.81	
14	3604017		1 0000050029	637	04720	603004	L240	FED_L240_80	BILLED AMT	2056.42	
15	3604017		1 0000050029	637	04720	603004	L24E	FED_L24E_80	BILLED AMT	120.86	
16	3604017		1 0000050029	641	04720	603004		N/A	BILLED EXPENDITURE AMT	20461.66	
17	3604017		1 0000050029	641	04720	603004	L050	FED_L050_80	BILLED AMT	9295.92	
18	3604017		1 0000050029	641	04720	603004	L05E	FED_L05E_80	BILLED AMT	1931.40	



Federal Billings by Project Category Query (V_PA_FED_BIL_BY_PROJ_CATEGORY)

REVISED: 01/15/2020

DESCRIPTION:

This query displays federal billings for a specified Program and Reporting Category. The query provides the Life-to-Date Total Billed Amount for all projects for the designated criteria and date range.

NAVIGATION PATH:

Main Menu > Reporting Tools > Query > Query Viewer > V_PA_FED_BIL_BY_PROJ_CATEGORY

INPUT / SEARCH CRITERIA:

Business Unit
Program (Ex: 6040% or 604001)
From Date
To Date
Reporting Category

OUTPUT FORMAT:

HTML
Excel
CSV

Screenshot of the Federal Billings by Project Category Query Page

V_PA_FED_BIL_BY_PROJ_CATEGORY - Fed Billings by Proj Category

Business Unit

Program (Ex: 6040% or 604001)

From Date

To Date

Reporting Category

[View Results](#)

Download results in : [Excel Spreadsheet](#) [CSV Text File](#) [XML File](#) (1 kb)

[View All](#)

First 1-3 of 3 Last

Row	Project ID	Contract Number	Department	Contract Status	Fund Code	Program	Total Billed Amount	District	Rpt Category
1	0000083536	TS05220	15093	Active	04100	604004	0.000	15	BRDG
2	0000089300	PM06229	16016	Active	04100	604002	-9996.030	16	BRDG
3	0000108125	NBIS201	15003	Active	04100	604003	30002.070	15	BRDG



Federal Contracts with No Project Query (V_PA_CONTR_NO_PRJ)

REVISED: 01/15/2020

DESCRIPTION:

This query displays contract lines with amounts but without Project ID/Activity ID combinations.

NAVIGATION PATH:

Main Menu > Reporting Tools > Query > Query Viewer > V_PA_CONTR_NO_PRJ

INPUT / SEARCH CRITERIA:

Business Unit

OUTPUT FORMAT:

HTML

Excel

CSV

ADDITIONAL INFORMATION:

A contract cannot have the same Project ID / Activity ID combination on multiple lines. When a contract line is expended, the project and activity may need to be assigned to another line on the contract.

Screenshot of the Federal Contracts with No Project Query Page

V_PA_CONTR_NO_PRJ - Federal Contracts with No Proj									
Business Unit <input type="text" value="50100"/> <input type="button" value="Q"/>									
<input type="button" value="View Results"/>									
Download results in : Excel Spreadsheet CSV Text File XML File (12 kb)									
View All First 1-47 of 47 Last									
Row	Business Unit	Contract Number	Contract Status	Line Num	Transaction Identifier	Description	Limit Amount	Processed Amount	
1	50100	000S321	ACTIVE	4	0AW0	ADVANCED CONSTRUCTION	1162500.55	0.00	
2	50100	0327032	ACTIVE	3	0AW0	ADVANCED CONSTRUCTION	3411368.49	0.00	
3	50100	0526104	ACTIVE	2	19A0	FY92 and Subsequent PL Funds	15047.00	0.12	
4	50100	0526104	ACTIVE	2	F150	FEDERAL LAND HIGHWAY DIVISION	7784.00	0.00	
5	50100	0526104	ACTIVE	2	4150	FEDERAL LANDS HIGHWAY DIVISION	151837.00	139759.00	
6	50100	0643479	ACTIVE	5	0AW0	ADVANCED CONSTRUCTION	18784623.12	0.00	
7	50100	0661341	ACTIVE	4	0AW0	ADVANCED CONSTRUCTION	7189363.12	0.00	
8	50100	0661356	ACTIVE	5	0AW0	ADVANCED CONSTRUCTION	12844826.44	0.00	
9	50100	0813148	FIRE - CLOSED	1	Q050	NHS - STEA	8502.00	0.00	
10	50100	0896109	ACTIVE	1	0AW0	ADVANCED CONSTRUCTION	4023025.19	0.00	
11	50100	0951364	ACTIVE	3	0AW0	ADVANCED CONSTRUCTION	3766767.00	0.00	
12	50100	5104166	ACTIVE	1	Z001	NATIONAL HIGHWAY PERF FAST	1431980.15	0.00	
13	50100	5111235	ACTIVE	7	0AW0	ADVANCED CONSTRUCTION	11545082.40	0.00	
14	50100	5118209	ACTIVE	4	0AW0	ADVANCED CONSTRUCTION	7299549.85	0.00	
15	50100	5118235	ACTIVE	4	0AW0	ADVANCED CONSTRUCTION	1755376.92	0.00	
16	50100	5403980	ACTIVE	3	0AW0	ADVANCED CONSTRUCTION	29318702.14	0.00	
17	50100	5A01181	ACTIVE	5	0AW0	ADVANCED CONSTRUCTION	4422893.58	0.00	
18	50100	5A01470	ACTIVE	1	15F0	Federal Lands Reimbursable Agr	53900000.00	0.00	



Federal Expenditure Reclass Report Query (V_PA_FED_EXP_RECLASS)

REVISED: 01/15/2020

DESCRIPTION:

This query displays federal expenditures related to a federal reimbursement received so that those expenditures may be moved to the Federal Fund. The query can be used for creating journal entries to move the expenditures from Construction to the Federal Fund.

NAVIGATION PATH:

Main Menu > Reporting Tools > Query > Query Viewer > V_PA_FED_EXP_RECLASS

INPUT / SEARCH CRITERIA:

Invoice From
Invoice To

OUTPUT FORMAT:

HTML
Excel
CSV

Screenshot of the Federal Expenditure Reclass Report Query Page

V_PA_FED_EXP_RECLASS - Federal Exp Reclass Report									
Invoice From <input type="text" value="FED000001"/> <input type="button" value="x"/> <input type="button" value="Q"/>									
Invoice To <input type="text" value="FED000012"/> <input type="button" value="Q"/>									
<input type="button" value="View Results"/>									
Download results in : Excel Spreadsheet CSV Text File XML File (10506 kb)									
View All									
									First 1-100 of 43058 <input type="button" value="Last"/>
Row	Invoice	Project ID	CFDA Number	Fund	Program	Revenue Fund	Accounting Date	Billing Date	Summation of Resource Amount
1	FED000003	0000014677		0 04720	603003	04010	09/07/2006	12/14/2011	-17239880.21
2	FED000002	0000011594		20205 04720	603004	04010	02/28/1995	12/14/2011	-10236701.07
3	FED000003	0000018205		0 04720	603004	04010	01/27/2009	12/14/2011	-10213591.72
4	FED000003	0000017761		20205 04720	603003	04010	10/13/2006	12/14/2011	-6711670.26
5	FED000003	0000014691		0 04720	603004	04010	05/01/2009	12/14/2011	-6240000.00
6	FED000004	0000089486		0 04720	603003	04010	08/03/2010	12/14/2011	-5756248.80
7	FED000005	0000016389		0 04720	603003	04010	11/21/2011	12/14/2011	-5514690.98
8	FED000001	0000093528		0 04010			12/14/2011	12/14/2011	-5250000.00
9	FED000004	0000068805		20205 04720	603004	04010	08/25/2010	12/14/2011	-4797482.88
10	FED000004	0000011267		0 04720	603006	04010	09/07/2010	12/14/2011	-4191261.50
11	FED000002	0000015292		0 07601	6031200	04010	06/30/2000	12/14/2011	-3983998.27
12	FED000004	0000052326		20205 04720	603003	04010	12/19/2009	12/14/2011	-3605600.00
13	FED000005	0000009843		20205 04720	603004	04010	11/21/2011	12/14/2011	-3272308.39
14	FED000004	0000068805		20205 04720	603004	04010	02/28/2011	12/14/2011	-3117954.53
15	FED000003	0000072295		20205 04720	603002	04010	10/29/2008	12/14/2011	-2878350.74
16	FED000002	0000011594		20205 04720	603004	04010	01/31/1996	12/14/2011	-2852512.45
17	FED000003	0000052282		0 04720	603003	04010	09/26/2007	12/14/2011	-2833839.76
18	FED000002	0000018156		0 04720	603004	04010	08/02/2005	12/14/2011	-2654603.27



Federal Lands on TMP Bill Query (V_PA_FEDERAL_LANDS_ON_TMP_BILL)

REVISED: 01/15/2020

DESCRIPTION:

This query displays Federal land contracts on the Federal bill and can be used to determine if there are Federal land contracts on a Federal bill.

NAVIGATION PATH:

Main Menu > Reporting Tools > Query > Query Viewer > V_PA_FEDERAL_LANDS_ON_TMP_BILL

INPUT / SEARCH CRITERIA:

Business Unit
Invoice

OUTPUT FORMAT:

HTML
Excel
CSV

Screenshot of the Federal Lands on TMP Bill Query Page

V_PA_FEDERAL_LANDS_ON_TMP_BILL - Federal Lands on TMP Bill					
Business Unit <input type="text" value="50100"/>					
Invoice <input type="text" value="TMP001172"/> <input type="button" value="Q"/>					
<input type="button" value="View Results"/>					
Download results in : Excel Spreadsheet CSV Text File XML File (1 kb)					
View All First 1-4 of 4 Last					
	Business Unit	Invoice	Contract	Source Type	Sum Net
1	50100	TMP001172	0251060	F150	0.00
2	50100	TMP001172	FLAP004	G200	0.00
3	50100	TMP001172	FLAP006	G200	124.30
4	50100	TMP001172	FLAP013	G200	86.40



Federal Subrecipient Monitor Query (V_PA_SUB_RECP_MONITOR)

REVISED: 03/18/2020

DESCRIPTION:

This query displays information used for Federal Subrecipient Monitoring per federal requirements and Auditor of Public Accounts (APA) audits.

NAVIGATION PATH:

Main Menu > Reporting Tools > Query > Query Viewer > V_PA_SUB_RECP_MONITOR

INPUT / SEARCH CRITERIA:

BUSINESS UNIT
FISCAL YEAR
ACCOUNTING_PERIOD – FROM
ACCOUNTING_PERIOD – TO
ACCOUNT 1
ACCOUNT 2
ACCOUNT 3
ACCOUNT 4
ACCOUNT 5

OUTPUT FORMAT:

HTML
Excel
CSV

Screenshot of the Federal Subrecipient Monitor Query Page

V_PA_SUB_RECP_MONITOR - Federal Subrecipient Monitor

BUSINESS UNIT50100

FISCAL YEAR2020

ACCOUNTING_PERIOD - FROM1

ACCOUNTING_PERIOD - TO1

ACCOUNT 15014310

ACCOUNT 2

ACCOUNT 3

ACCOUNT 4

ACCOUNT 5

View Results

Download results in : Excel Spreadsheet CSV Text File XML File (207 kb)

View All

Row	Business Unit	Customer	Voucher	Year	Period	Supplier	Supplier	Class	Account	Project	Activity	CFDA Number	Contract	Analysis Type	Journal ID	Descr	Rate	Bill Dt	Exp_Amount	Processed_Amount	Date	Invoice	Payment Date	EDI Payment Reference	Payment Amount
1	50100	0000055002	01025938	2020	1	0000053203	Nelson County Board Of Supervisors	R	5014310	0000106560	631	20205	0623135	BLD	AP01253563	LOCALITY REQUEST	80%	07/02/2019	744135.00	595308.00	05/06/2019	106560REQ1			0.00
2	50100	0000055002	01025938	2020	1	0000053203	Nelson County Board Of Supervisors	R	5014310	0000106560	64201	20205	0623135	BLD	AP01253563	LOCALITY REQUEST	80%	07/02/2019	50651.16	40520.93	05/06/2019	106560REQ1			0.00
3	50100		01025938	2020	1	0000053203	Nelson County Board Of Supervisors	R					0						0.00	0.00	05/06/2019	106560REQ1	07/01/2019	81134520	792482.84
4	50100	0000055002	01025952	2020	1	0000046248	Hanover County Community Services	L	5014310	0000103014	64215	20205	5A27524	BIL	AP01254558	Expense Distribution	80%		1788.11	1430.49	04/30/2019	2019048376			0.00
5	50100		01025952	2020	1	0000046248	Hanover County Community Services	L					0						0.00	0.00	04/30/2019	2019048376	07/02/2019	81135428	1788.11
6	50100	0000055002	01025957	2020	1	0000055186	CHESTERFIELD COUNTY	L	5014310	0000106201	631	20205	5A27526	BLD	AP01254558	Expense Distribution	80%	07/02/2019	130035.00	104028.00	05/09/2019	AR064536			0.00
7	50100		01025957	2020	1	0000055186	CHESTERFIELD COUNTY	L					0						0.00	0.00	05/09/2019	AR064536	07/02/2019	81135459	129679.61
8	50100	0000055002	01025959	2020	1	0000055186	CHESTERFIELD COUNTY	L	5014310	0000101020	616	20205	5A27149	OLT	AP01254558	Expense Distribution	80%		100644.57	80515.66	06/04/2019	AR064692			0.00
9	50100		01025959	2020	1	0000055186	CHESTERFIELD COUNTY	L					0						0.00	0.00	06/04/2019	AR064692	07/02/2019	81135459	100644.57
10	50100	0000055002	01025960	2020	1	0000055186	CHESTERFIELD COUNTY	L	5014310	0000104886	616	20205	5A27536	BLD	AP01254558	Expense Distribution	80%	07/02/2019	1431.40	1145.12	06/04/2019	AR064703			0.00
11	50100		01025960	2020	1	0000055186	CHESTERFIELD COUNTY	L					0						0.00	0.00	06/04/2019	AR064703	07/02/2019	81135459	1431.40
12	50100	0000055002	01025965	2020	1	0000058371	Buchanan County Virginia	L	5014310	0000106446	631	20205	0131080	BLD	AP01253563	Expense Distribution	80%	07/02/2019	111844.20	89475.36	04/14/2019	10644614			0.00
13	50100		01025965	2020	1	0000058371	Buchanan County Virginia	L					0						0.00	0.00	04/14/2019	10644614	07/01/2019	81134535	111552.66
14	50100	0000055002	01025978	2020	1	0000055186	CHESTERFIELD COUNTY	L	5014310	0000104890	616	20205	5A27489	BLD	AP01254558	Expense Distribution	80%	07/02/2019	6704.64	5363.71	06/04/2019	AR064693			0.00

Note: You can enter one account or up to five accounts for this query. In this example, only one account was entered.



Project Expenditures and Transfers Query (V_PA_PROJ_EXP_AND_TRANSFERS)

REVISED: 01/15/2020

DESCRIPTION:

This query displays project expenditures and transfers for a given activity type within specified accounting dates.

NAVIGATION PATH:

Main Menu > Reporting Tools > Query > Query Viewer > V_PA_PROJ_EXP_AND_TRANSFERS

INPUT / SEARCH CRITERIA:

Business Unit (% for all)
Activity Type (% for all)
Fund (% for all)
Project (% for all)
Fiscal Year
Accounting Period From
Accounting Period To
Project Category (% for all)

OUTPUT FORMAT:

HTML
Excel
CSV

Screenshot of the Project Expenditures and Transfers Query Page

V_PA_PROJ_EXP_AND_TRANSFERS - Project Exp and Transfers																			
Business Unit (% for all) 50100																			
Activity Type (% for all) 9102																			
Fund (% for all) 04720																			
Project (% for all) %54																			
Fiscal Year 2019																			
Accounting Period From 1																			
Accounting Period To 1																			
Project Category (% for all) %																			
View Results																			
Download results in : Excel Spreadsheet CSV Text File XML File (35 kb)																			
View All																		First 1-70 of 70 Last	
Row	Project	Activity ID	Activity Type	Fiscal Year	Accounting Period	Fund	Account	Program	Department	Journal ID	Journal Date	Accounting Date	System Source	Voucher	Supplier ID	Supplier Name	Supplier Class	Contract	BU Amount
1	0000000954	653	9102	2019		1 04720	5012430	603023	13014	AP00958155	07/19/2018	07/16/2018	GAP	00898901	0000053809	DANIEL MEDLEY & KIRBY PC	Supplier	5108150	295.00
2	0000000954	653	9102	2019		1 04720	5012430	603023	13014	PC00958235	07/19/2018	07/16/2018	GPC	00898901	0000053809	DANIEL MEDLEY & KIRBY PC	Supplier	5108150	-80.41
3	0000000954	653	9102	2019		1 04720	5012430	603024	13014	PC00958235	07/19/2018	07/16/2018	GPC	00898901	0000053809	DANIEL MEDLEY & KIRBY PC	Supplier	5108150	80.41
4	0000000954	678	9102	2019		1 04720	5011140	603023	13014	ALC00000005	07/31/2018	07/31/2018	ALO					5108150	2.68
5	0000000954	678	9102	2019		1 04720	5011150	603023	13014	ALC00000006	07/31/2018	07/31/2018	ALO					5108150	49.50
6	0000000954	678	9102	2019		1 04720	5011110	603023	13014	ALC00000007	07/31/2018	07/31/2018	ALO					5108150	32.26
7	0000000954	678	9102	2019		1 04720	5011120	603023	13014	ALC00000009	07/31/2018	07/31/2018	ALO					5108150	15.01
8	0000000954	678	9102	2019		1 04720	5011230	603023	13014	TE00964891	07/30/2018	07/30/2018	GHR					5108150	202.88
9	0000000954	678	9102	2019		1 04720	50112301	603023	13014	ALC00000004	07/31/2018	07/31/2018	ALO					5108150	6.98
10	0000000954	678	9102	2019		1 04720	50112301	603023	13014	ALC00000001	07/31/2018	07/31/2018	ALO					5108150	22.44
11	0000000954	678	9102	2019		1 04720	50112301	603023	13014	ALC00000002	07/31/2018	07/31/2018	ALO					5108150	21.65
12	0000000954	678	9102	2019		1 04720	50112301	603023	13014	ALC00000003	07/31/2018	07/31/2018	ALO					5108150	30.43
13	0000004554	659	9102	2019		1 04720	5011110	603023	12002	ALC00000007	07/31/2018	07/31/2018	ALO					0772119	17.15
14	0000004554	659	9102	2019		1 04720	5011120	603023	12002	ALC00000009	07/31/2018	07/31/2018	ALO					0772119	7.98
15	0000004554	659	9102	2019		1 04720	5011140	603023	12002	ALC00000005	07/31/2018	07/31/2018	ALO					0772119	1.42



Project Expenditures by Fund Query (V_PA_PROJ_EXPENDITURE_BY_FUND)

REVISED: 01/15/2020

DESCRIPTION:

This query displays detail project expenditures by Fund.

NAVIGATION PATH:

Main Menu > Reporting Tools > Query > Query Viewer > V_PA_PROJ_EXPENDITURE_BY_FUND

INPUT / SEARCH CRITERIA:

Business Unit
Fiscal Year
Fund (if inactive, type value)
Accounting Period From
Accounting Period To

OUTPUT FORMAT:

HTML
Excel
CSV

Screenshot of the Project Expenditures by Fund Query Page

V_PA_PROJ_EXPENDITURE_BY_FUND - Project Expenditures by Fund

Business Unit

Fiscal Year

Fund (if inactive, type value)

Accounting Period From

Accounting Period To

[View Results](#)

Download results in : [Excel Spreadsheet](#) [CSV Text File](#) [XML File](#) (1 kb)

View All

Row	Business Unit	Fiscal Year	Accounting Period	Fund Code	Project ID	Amount	Activity Type	Program
1	50100	2019		2 04312	0000105514	185000.00	9109	603023

First 1-1 of 1 Last



Project Expense by Report Category Query (V_PA_PROJ_BY_PROJ_CATEGORY_SUM)

REVISED: 01/15/2020

DESCRIPTION:

This query displays project expenditures for a specified Reporting Category such as PRDG or MFED. The query can be used to review and monitor project expenditures. The query can also assist users with identifying any project expenditures, by Reporting Category, that need to be deleted.

NAVIGATION PATH:

Main Menu > Reporting Tools > Query > Query Viewer > V_PA_PROJ_BY_PROJ_CATEGORY_SUM

INPUT / SEARCH CRITERIA:

PC Business Unit
Fiscal Year
Accounting Period From
Accounting Period To
Reporting Category
Activity Type (% for all)

OUTPUT FORMAT:

HTML
Excel
CSV

Screenshot of the Project Expense by Report Category Query Page

V_PA_PROJ_BY_PROJ_CATEGORY_SUM - Proj Exp by Report Category									
PC Business Unit <input type="text" value="50100"/>									
Fiscal Year <input type="text" value="2019"/>									
Accounting Period From <input type="text" value="1"/>									
Accounting Period To <input type="text" value="2"/>									
Reporting Category <input type="text" value="BRDG"/>									
Activity Type (% for all) <input type="text" value=""/>									
View Results									
Download results in : Excel Spreadsheet CSV Text File XML File (273 kb)									
View All									
First 1-100 of 1365 Last									
Row	Business Unit	Fiscal Year	Accounting Period	Reporting Category	Project ID	Fund Code	Program	Department ID	Monetary Amount
1	50100	2019	1	BRDG	0000000673	04720	603023	12018	24146.55
2	50100	2019	1	BRDG	0000000688	04720	603023	12016	642.04
3	50100	2019	1	BRDG	0000000688	04720	603024	12016	1740.53
4	50100	2019	1	BRDG	0000000954	04720	603024	13014	80.41
5	50100	2019	1	BRDG	0000000954	04720	603023	13014	598.42
6	50100	2019	1	BRDG	0000001436	04720	603023	14008	478.57
7	50100	2019	1	BRDG	0000001436	04720	603024	14008	37171.51
8	50100	2019	1	BRDG	0000001765	04720	603023	15009	1162745.69
9	50100	2019	1	BRDG	0000001765	04720	603024	15009	300254.20
10	50100	2019	1	BRDG	0000001896	04720	603024	15002	20.80
11	50100	2019	1	BRDG	0000001896	04720	603023	15002	109.53
12	50100	2019	1	BRDG	0000002257	04720	603023	16012	1419.11
13	50100	2019	1	BRDG	0000002257	04720	603024	16012	2387.36
14	50100	2019	1	BRDG	0000004483	04720	603023	15000	8618.64
15	50100	2019	1	BRDG	0000004483	04720	603024	15000	392.23
16	50100	2019	1	BRDG	0000004554	04720	603023	12002	150.76
17	50100	2019	1	BRDG	0000004554	04720	603024	12002	53.26



Project Payroll Expenditures Query (V_PA_PROJ_PAYROLL_EXPENDITURES)

REVISED: 01/15/2020

DESCRIPTION:

This query provides the ability to track payroll between transaction dates for specific project activities.

NAVIGATION PATH:

Main Menu > Reporting Tools > Query > Query Viewer > V_PA_PROJ_PAYROLL_EXPENDITURES

INPUT / SEARCH CRITERIA:

Business Unit (% for all)
Fund (% for all)
Activity Type (% for all)
Project Category (% for all)
Project ID (% for all)
Fiscal Year
From Accounting Period
To Accounting Period

OUTPUT FORMAT:

HTML
Excel
CSV

Screenshot of the Project Payroll Expenditures Query Page

V_PA_PROJ_PAYROLL_EXPENDITURES - Project Payroll Expenditures

Business Unit (% for all) 50100

Fund (% for all) 04720

Activity Type (% for all) 9102

Project Category (% for all) %

Project ID (% for all) 0000000709

Fiscal Year 2019

From Accounting Period 1

To Accounting Period 12

View Results

Download results in : Excel Spreadsheet CSV Text File XML File (8 kb)

View All

First 1-16 of 16 Last

Row	Project ID	Activity Type	Activity ID	Program	Dept ID	Fund	Journal ID	Journal Date	Fiscal Year	Period	Employee ID	Employee Name	Resource Quantity	Contract	Resource Amount
1	0000000709	9102	678	603024	12016	04720	TE00943160	07/02/2018	2019	1		DOE, JOHN	5.00		185.96
2	0000000709	9102	678	603024	12016	04720	TE00964891	07/30/2018	2019	1		DOE, JOHN	4.00		135.25
3	0000000709	9102	678	603024	12016	04720	TE01031731	10/15/2018	2019	4		DOE, JOHN	3.00		101.43
4	0000000709	9102	678	603024	12016	04720	TE01044679	10/30/2018	2019	4		DOE, JOHN	3.00		101.44
5	0000000709	9102	678	603024	12016	04720	TE01059933	11/15/2018	2019	5		DOE, JOHN	2.00		61.99
6	0000000709	9102	759	603024	12016	04720	TE01031731	10/15/2018	2019	4		DOE, JOHN	2.50		72.63
7	0000000709	9102	774	603024	12016	04720	TE00964891	07/30/2018	2019	1		DOE, JOHN	10.00		318.75
8	0000000709	9102	774	603024	12016	04720	TE00980740	08/15/2018	2019	2		DOE, JOHN	18.00		525.95
9	0000000709	9102	774	603024	12016	04720	TE00993652	08/30/2018	2019	2		DOE, JOHN	12.00		382.50
10	0000000709	9102	774	603024	12016	04720	TE01005434	09/13/2018	2019	3		DOE, JOHN	6.00		210.38
11	0000000709	9102	774	603024	12016	04720	TE01031731	10/15/2018	2019	4		DOE, JOHN	5.00		159.38
12	0000000709	9102	774	603024	12016	04720	TE01044679	10/30/2018	2019	4		DOE, JOHN	5.00		159.38
13	0000000709	9102	774	603024	12016	04720	TE01168544	03/29/2019	2019	9		DOE, JOHN	13.50		473.34
14	0000000709	9102	774	603024	12016	04720	TE01196115	04/30/2019	2019	10		DOE, JOHN	12.00		382.50
15	0000000709	9102	774	603024	12016	04720	TE01212960	05/16/2019	2019	11		DOE, JOHN	4.00		127.50
16	0000000709	9102	774	603024	12016	04720	TE01225435	05/31/2019	2019	11		DOE, JOHN	8.00		255.00



Project Phase Closing Query (V_PA_PHASE_CLOSING)

REVISED: 01/15/2020

DESCRIPTION:

This query displays a listing of project and phases with end dates that are less than the current date so a user can manually update the activity status to Inactive.

NAVIGATION PATH:

Main Menu > Reporting Tools > Query > Query Viewer > V_PA_PHASE_CLOSING

INPUT / SEARCH CRITERIA:

Business Unit
End Date
Project Status
Activity Type

OUTPUT FORMAT:

HTML
Excel
CSV

Screenshot of the Project Phase Closing Query Page

V_PA_PHASE_CLOSING - Project Phase Closing									
Business Unit <input type="text" value="50100"/>									
End Date <input type="text" value="01/12/2019"/>									
Project Status <input type="text" value=""/>									
Activity Type <input type="text" value=""/>									
<input type="button" value="View Results"/>									
Download results in : Excel Spreadsheet CSV Text File XML File (467 kb)									
View All First 1-100 of 1558 Last									
Row	Project ID	Status	Activity Type	Responsible Org	Department	Description	Start Date	End Date	Project Manager
1	0000014019	B	9101			8005052560	06/30/1995	07/01/1995	DOE, JOHN
2	0000014019	B	9102			8005052560	06/30/1995	07/01/1995	DOE, JOHN
3	0000014019	B	9103			8005052560	06/30/1995	07/01/1995	DOE, JOHN
4	0000014019	B	9104			8005052560	06/30/1995	07/01/1995	DOE, JOHN
5	0000014020	B	9101			8012052560	06/30/1995	07/01/1995	DOE, JOHN
6	0000014020	B	9102			8012052560	06/30/1995	07/01/1995	DOE, JOHN
7	0000014020	B	9103			8012052560	06/30/1995	07/01/1995	DOE, JOHN
8	0000014020	B	9104			8012052560	06/30/1995	07/01/1995	DOE, JOHN
9	0000014021	B	9101			8014052560	06/30/1995	07/01/1995	DOE, JOHN
10	0000014021	B	9102			8014052560	06/30/1995	07/01/1995	DOE, JOHN
11	0000014021	B	9103			8014052560	06/30/1995	07/01/1995	DOE, JOHN
12	0000014021	B	9104			8014052560	06/30/1995	07/01/1995	DOE, JOHN
13	0000014022	B	9101			8015052560	06/30/1995	07/01/1995	DOE, JOHN
14	0000014022	B	9102			8015052560	06/30/1995	07/01/1995	DOE, JOHN
15	0000014022	B	9103			8015052560	06/30/1995	07/01/1995	DOE, JOHN
16	0000014022	B	9104			8015052560	06/30/1995	07/01/1995	DOE, JOHN
17	0000016120	B	9101			0784076309	06/30/1995	07/01/1995	DOE, JOHN



SEFA Federal Query (V_PA_SEFA_FED)

REVISED: 01/15/2020

DESCRIPTION:

This query displays expenditure information that is used to assist agencies with the preparation of the Schedule of Expenditures of Federal Awards (SEFA) schedule that is submitted to the Department of Accounts (DOA).

NAVIGATION PATH:

Main Menu > Reporting Tools > Query > Query Viewer > V_PA_SEFA_FED

INPUT / SEARCH CRITERIA:

Business Unit
Fiscal Year
Accounting Period – From
Accounting Period – To
Account 1
Account 2
Account 3
Account 4
Account 5

OUTPUT FORMAT:

HTML
Excel
CSV

Screenshot of the SEFA Federal Query Page

V_PA_SEFA_FED - SEFA Federal

Business Unit50100

Fiscal Year2020

Accounting Period - From1

Accounting Period - To1

Account 15023230

Account 2

Account 3

Account 4

Account 5

View Results

Download results in : Excel Spreadsheet CSV Text File XML File (1177 kb)

View All

First 1-100 of 1982 Last

Row	Business_Unit	Voucher	Supplier	Supplier	Class	FY_Billed	Bill Dt	Invoice	Customer	Contract	Account	Project	Activity	CFDA Number	Journal ID	Descr	Expense Amount	Billed Amount
1	50100	00204992	0000031474	W-L Construction & Paving Inc	R	2020	07/24/2019	FED002573	0000055002	0971085	5023230	0000103575	631	0	AP00020774	Item Earnings	885821.470	70217.260
2	50100	00204992	0000031474	W-L Construction & Paving Inc	R	2020	07/24/2019	FED002573	0000055002	0971085	5023230	0000103575	631	0	AP00020774	Contract Adjustments	654.140	654.140
3	50100	00204992	0000031474	W-L Construction & Paving Inc	R	2020	07/24/2019	FED002573	0000055002	0971085	5023230	0000103575	631	0	AP00020774	Item Earnings	0.000	41367.550
4	50100	00211947	0000031474	W-L Construction & Paving Inc	R	2020	07/25/2019	FED002574	0000055002	0971085	5023230	0000103575	631	0	AP00021979	Contract Adjustments	347.700	312.930
5	50100	00211947	0000031474	W-L Construction & Paving Inc	R	2020	07/24/2019	FED002573	0000055002	0971085	5023230	0000103575	631	0	AP00021979	Item Earnings	149108.510	19442.080
6	50100	00211947	0000031474	W-L Construction & Paving Inc	R	2020	07/25/2019	FED002574	0000055002	0971085	5023230	0000103575	631	0	AP00021979	Item Earnings	0.000	116699.790
7	50100	00256174	0000031474	W-L Construction & Paving Inc	R	2020	07/23/2019	FED002570	0000055002	PM00253	5023230	0000101050	631	0	AP00027086	Item Earnings	1705406.880	528300.000
8	50100	00340491	0000031474	W-L Construction & Paving Inc	R	2020	07/23/2019	FED002570	0000055002	PM01288	5023230	0000103679	631	20205	AP00036248	Item Earnings	1538521.850	1538521.850

Note: You can enter one account or up to five for this query. In this example, only one account was entered



Summary of Federal Bill Lines Query (V_PA_FED_SUM_BILL_LINES)

REVISED: 01/15/2020

DESCRIPTION:

This query displays which amounts must be validated prior to approving the bill and can be used to summarize the total amount billed by contract and appropriation code on the bill. The query pulls both the TMP (temporary) and FED (i.e., real Federal) bills.

NAVIGATION PATH:

Main Menu > Reporting Tools > Query > Query Viewer > V_PA_FED_SUM_BILL_LINES

INPUT / SEARCH CRITERIA:

Business Unit
Invoice

OUTPUT FORMAT:

HTML
Excel
CSV

Screenshot of the Summary of Federal Bill Lines Query Page

V_PA_FED_SUM_BILL_LINES - Summary of FED Bill Lines						
Business Unit <input type="text" value="50100"/>						
Invoice <input type="text" value="FED000019"/>						
<input type="button" value="View Results"/>						
Download results in : Excel Spreadsheet CSV Text File XML File (20 kb)						
View All First 1-100 of 112 Last						
Row	Business Unit	Invoice	Contract	Source Type	Sum Net	
1	50100	FED000019	000S223	L240	-75.00	
2	50100	FED000019	0053107	L1C0	33.18	
3	50100	FED000019	0078075	HY10	184.80	
4	50100	FED000019	0124023	H100	7535.68	
5	50100	FED000019	0124023	Q100	6564.32	
6	50100	FED000019	0131053	L050	1050.88	
7	50100	FED000019	0135015	L1C0	863.39	
8	50100	FED000019	0135019	LS20	418.49	
9	50100	FED000019	0237016	Q200	1527.20	
10	50100	FED000019	0307041	L22E	16932.12	
11	50100	FED000019	0327019	L250	2043.20	
12	50100	FED000019	0327021	Q100	17637.08	
13	50100	FED000019	0332019	H100	139.03	
14	50100	FED000019	0334004	H400	120.80	
15	50100	FED000019	0413034	LZ2E	205.62	
16	50100	FED000019	0602123	LY30	43744.00	



Validate Federal Bill Lines Query (V_PA_FED_BILL_VALIDATE)

REVISED: 01/15/2020

DESCRIPTION:

The query displays billing lines and can be used to validate amounts billed for a specific contract on a Federal bill.

NAVIGATION PATH:

Main Menu > Reporting Tools > Query > Query Viewerr > V_PA_FED_BILL_VALIDATE

INPUT / SEARCH CRITERIA:

Business Unit
Project
Phase
Accounting Date From
Accounting Date to

OUTPUT FORMAT:

HTML
Excel
CSV

Screenshot of the Validate Federal Bill Lines Query Page

V_PA_FED_BILL_VALIDATE - Validate Fed Bill Lines												
Business Unit <input type="text" value="50100"/>												
Project <input type="text" value="0000095952"/>												
Phase <input type="text" value="9101"/>												
Accounting Date From <input type="text" value="03/31/2016"/>												
Accounting Date To <input type="text" value="03/31/2019"/>												
<input type="button" value="View Results"/>												
Download results in : Excel Spreadsheet CSV Text File XML File (27 kb)												
View All First 1-84 of 84 Last												
Row	Business Unit	Journal ID	Project	Activity	Analysis Type	Source Type	Accounting Date	Date/Time	Contract	Contract Line Num	Billing Distribution Status	BU Amount
1	50100		0000095952	602	BLD	Q100	03/31/2016	04/05/2016 2:32:58AM	0293031	1 D		565.57
2	50100		0000095952	602	PAY		04/15/2016	04/27/2016 3:43:04PM		0 N		703.59
3	50100	0000255366	0000095952	602	ATE		04/29/2016	05/03/2016 7:08:02PM		0 N		84.44
4	50100	ALC0000001	0000095952	602	ATE		03/31/2016	04/04/2016 7:23:28PM	0293031	1 D		84.64
5	50100	ALC0000001	0000095952	602	ATE		04/30/2016	05/03/2016 7:08:02PM		0 N		71.13
6	50100	ALC0000002	0000095952	602	ATE		03/31/2016	04/04/2016 7:23:28PM	0293031	1 D		81.79
7	50100	ALC0000002	0000095952	602	ATE		04/30/2016	05/03/2016 7:08:02PM		0 N		68.74
8	50100	ALC0000003	0000095952	602	ATE		03/31/2016	04/04/2016 7:23:28PM	0293031	1 D		119.64
9	50100	ALC0000003	0000095952	602	ATE		04/30/2016	05/03/2016 7:08:02PM		0 N		100.54
10	50100	ALC0000004	0000095952	602	ATE		03/31/2016	04/04/2016 7:23:28PM	0293031	1 D		31.40
11	50100	ALC0000004	0000095952	602	ATE		04/30/2016	05/03/2016 7:08:02PM		0 N		26.38
12	50100	ALC0000005	0000095952	602	ATE		03/31/2016	04/04/2016 7:23:28PM	0293031	1 D		10.05
13	50100	ALC0000005	0000095952	602	ATE		04/30/2016	05/03/2016 7:08:02PM		0 N		8.45
14	50100	ALC0000006	0000095952	602	ATE		03/31/2016	04/04/2016 7:23:28PM	0293031	1 D		179.58
15	50100	ALC0000006	0000095952	602	ATE		04/30/2016	05/03/2016 7:08:02PM		0 N		150.92
16	50100	ALC0000007	0000095952	602	ATE		03/31/2016	04/04/2016 7:23:28PM	0293031	1 D		135.21
17	50100	ALC0000007	0000095952	602	ATE		04/30/2016	05/03/2016 7:08:02PM		0 N		113.63



Project Accounting Reports

<This page is intended to be blank>



Contracts Billing Management Report

REVISED: 04/20/2020

DESCRIPTION:

Displays details of billing plans, including the events associated with those plans, the status of the events, and the amount of future billings.

NAVIGATION PATH:

Main Menu > Customer Contracts > Reports >
Billing Management

RUN CONTROL PARAMETERS:

Business Unit
Contract Type
Contract Classification
Sold to Customer
Processing Status
Contract
Contract Admin
Billing Plan Status
Days to Event Date

OUTPUT FORMAT:

PDF
CSV

Screenshot of Contracts Billing Management Report Run Control Page

The screenshot shows the 'Billing Management Report' run control page. At the top, a breadcrumb trail reads: Favorites > Main Menu > Customer Contracts > Reports > Billing Management. Below this, the title 'Billing Management Report' is displayed. A 'Run Control ID' field contains 'Ad_Hoc'. To the right are links for 'Report Manager', 'Process Monitor', and a 'Run' button. The page is divided into two main sections: 'Contract Options' and 'Billing Options'. The 'Contract Options' section includes fields for Business Unit (50100), Contract Type (%), Contract Classification (Standard), Sold To Customer (%), *Processing Status (Active), Contract (%), and Contract Admin (with a prompt to 'Enter a name or leave blank'). The 'Billing Options' section includes Billing Plan Status (Pending) and #Days to Event Date (with a prompt to 'Enter number or leave blank'). At the bottom, there are buttons for Save, Notify, Add, and Update/Display.

Run Control ID Ad_Hoc Report Manager Process Monitor Run

Contract Options

Business Unit 50100 VA Dept of Transportation

Contract Type %

Contract Classification Standard

Sold To Customer %

*Processing Status Active

Contract %

Contract Admin Enter a name or leave blank

Billing Options

Billing Plan Status Pending

#Days to Event Date Enter number or leave blank

Save Notify Add Update/Display



Screenshot of Contracts Billing Management Report

ORACLE

Contracts Billing Management Report

Page 1 of 2

4/21/2020

Business Unit: 50100 VA Dept of Transportation

Contract Currency: USD

Sold To Customer	Contract	Contract Type	Bill Plan Id	Billing Method	Event Num	Event Type	Event Status	Milestone Event Origin	Milestone Nbr	Event Date	Amount
0000003249	0000001680	A	B101	Milestone	1	Date	Ready			5/21/2015	600,000.00
0000003249	0000001680	A	B101	Milestone	2	Date	Pending			6/21/2015	0.00
0000003249	0000001689	A	B101	Milestone	1	Date	Ready			8/3/2015	250,000.00
0000003249	0000001689	A	B101	Milestone	2	Date	Pending			7/15/2015	0.00
0000003431	0000001631	A	B102	Milestone	1	Date	Ready			7/17/2015	1,258,614.50
0000003431	0000001631	A	B102	Milestone	2	Date	Pending			8/28/2014	0.00
0000010696	0000001910	A	B101	Milestone	1	Date	Ready			8/8/2018	80,000.00
0000010696	0000001910	A	B101	Milestone	2	Date	Pending			9/8/2018	0.00
0000055001	0000001733	J	B101	Milestone	2	Date	Pending			5/14/2016	0.00
0000055001	0000001733	J	B101	Milestone	1	Date	Pending			3/10/2016	0.00
0000104118	0000001547	A	B101	Milestone	2	Date	Ready			9/8/2013	0.00
0000104118	0000001547	A	B101	Milestone	1	Date	Ready			8/8/2013	0.00
0000108360	0000001754	J	B101	Milestone	3	Date	Pending			10/12/2016	0.00
0000108360	0000001754	J	B101	Milestone	1	Date	Ready			8/12/2016	1,884,805.79
0000108360	0000001754	J	B101	Milestone	2	Date	Pending			9/12/2016	18,843,759.21
0000109309	0000001902	A	B101	Milestone	1	Date	Ready			7/26/2018	225,000.00
0000109309	0000001902	A	B101	Milestone	2	Date	Pending			8/26/2018	4,700,000.00
0000109309	0000001902	A	B101	Milestone	3	Date	Pending			7/26/2018	0.00
0000109309	0000001902	A	B102	Milestone	2	Date	Pending			8/26/2018	4,700,000.00
0000109309	0000001902	A	B102	Milestone	3	Date	Pending			7/26/2018	0.00
0000109309	0000001902	A	B102	Milestone	1	Date	Ready			7/26/2018	225,000.00
0000109309	0000001941	A	B101	Milestone	3	Date	Pending			10/16/2018	0.00
0000109309	0000001941	A	B102	Milestone	1	Date	Ready			10/16/2018	623,075.00
0000109309	0000001941	A	B102	Milestone	2	Date	Pending			11/16/2018	0.00
0000119657	0000001863	R	B101	Milestone	1	Date	Ready			12/4/2017	200,000.00
0000119657	0000001863	R	B101	Milestone	2	Date	Pending			1/4/2018	0.00
0000128175	0000001658	A	B101	Milestone	1	Date	Pending			1/14/2015	50,000.00
0000128175	0000001658	A	B101	Milestone	2	Date	Pending			2/14/2015	0.00
0000128175	0000001662	A	B101	Milestone	1	Date	Ready			1/14/2015	236,877.00
0000128175	0000001662	A	B101	Milestone	2	Date	Pending			2/14/2015	0.00
0000128175	0000001663	A	B101	Milestone	1	Date	Ready			1/14/2015	1,299,473.00
0000128175	0000001663	A	B101	Milestone	2	Date	Pending			2/14/2015	0.00
0000128175	0000001664	A	B101	Milestone	2	Date	Pending			2/14/2015	0.00
0000128175	0000001664	A	B101	Milestone	1	Date	Ready			1/14/2015	342,374.00
0000128175	0000001665	A	B101	Milestone	1	Date	Ready			1/14/2015	130,170.00
0000128175	0000001665	A	B101	Milestone	2	Date	Pending			2/14/2015	0.00
0000130958	0000001671	A	B101	Milestone	2	Date	Pending			6/21/2015	0.00
0000130958	0000001671	A	B101	Milestone	1	Date	Ready			5/21/2015	1,270,810.00
0000134423	0000001650	G	B101	Milestone	1	Date	Ready			10/17/2014	395,398.16
0000134423	0000001650	G	B101	Milestone	2	Date	Pending			11/17/2014	0.00
0000134423	0000001650	G	B103	Milestone	2	Date	Ready			7/19/2015	0.00

Private and Confidential

Private and Confidential

Note: This report displays billing plans with open events only.



Contracts Prepaid Management Report (RPA149) –BI Publisher Report

REVISED: 02/27/2017

DESCRIPTION:

This report displays the details of prepaid balances, including the status, the date the balances are expected to expire, and the amount remaining. The report can be used to monitor contract prepayments by customer, contract, source, and type, in addition to the purchase, remaining, and committed amounts. The details of the report are determined by the criteria entered on the Prepaid Balance Report run control page.

NAVIGATION PATH:

Main Menu > Customer Contracts > Reports > Prepaid Management

RUN CONTROL PARAMETERS:

Business Unit
Contract Type (% for all)
Contract Classification
Sold To Customer (% for all)
Processing Status
Contract (% for all)
Contract Admin
Prepaid Balance Status
Hold (% for all)
Prepaid Transaction Type
#Days Prior to Expiration Date

OUTPUT FORMAT:

PDF
CSV

Screenshot of the Prepaid Balance Report - Run Control Page

The screenshot shows the 'Prepaid Balance Report' run control page. At the top, there is a breadcrumb navigation: 'Favorites > Main Menu > Customer Contracts > Reports > Prepaid Management'. Below this, the title 'Prepaid Balance Report' is displayed. A 'Run Control ID' field contains 'Prepaid_Management'. To the right are links for 'Report Manager', 'Process Monitor', and a 'Run' button. The page is divided into two main sections: 'Contract Options' and 'Prepaid Options'. The 'Contract Options' section includes fields for 'Business Unit' (50100), 'Contract Type' (%), 'Contract Classification' (Standard), 'Sold To Customer' (%), '*Processing Status' (Active), 'Contract' (%), and 'Contract Admin' (with a prompt to enter a name or leave blank). The 'Prepaid Options' section includes 'Prepaid Balance Status', 'Hold' (%), 'Prepaid Transaction Type', and '#Days Prior to Expiration Date' (with a prompt to enter a number or leave blank). At the bottom, there are buttons for 'Save', 'Notify', 'Add', and 'Update/Display'.



Screenshot of the Contracts Prepaid Management Report

ORACLE		Contracts Prepaid Management Report						Page 1 of 5
								1/23/2020
Business Unit:		50100 VA Dept of Transportation						
Contract Currency:		USD						
Sold To Customer	Contract	Billing Utilization Description	Purchase Order	Expiry Date	Depleted Date	Purchased Amount	Remaining Amount	Committed Amount
0000003001	0000001883	PPD Bal#1 of Contr# 0000001883		3/1/2019		212,000.00	66,469.68	0.00
0000003001	0000001897	PPD Bal#1 of Contr# 0000001897		6/6/2019	11/2/2018	350,000.00	0.00	0.00
0000003005	0000001721	PPD Bal#1 of Contr# 0000001721		3/16/2017		30,000.00	30,000.00	0.00
0000003006	0000001825	PPD Bal#1 of Contr# 0000001825		4/17/2018	11/2/2017	125,000.00	0.00	0.00
0000003006	0000000061	PPD Bal#1 for 0000000061			11/1/2013	870,000.00	0.00	0.00
0000003006	0000000001	PPD Bal#1 for 0000000001				1,606.89	0.00	0.00
0000003154	0000001995	PPD Bal#1 of Contr# 0000001995		7/31/2020		600,000.00	399,214.36	302,763.55
0000003154	0000002003	PPD Bal#1 of Contr# 0000002003		8/22/2020		261,000.00	261,000.00	0.00
0000003154	0000002012	PPD Bal#1 of Contr# 0000002012		10/30/2020		400,000.00	400,000.00	0.00
0000003249	0000001654	PPD Bal#1 of Contr# 0000001654		10/24/2015	6/28/2019	2,762,892.00	0.00	0.00
0000003249	0000001654	PPD Bal#2 of Contr# 0000001654		5/22/2016		264,358.00	138,706.55	0.00
0000003249	0000001680	PPD Bal#1 of Contr# 0000001680		5/22/2016		600,000.00	132,903.35	0.00
0000003249	0000001689	PPD Bal#1 of Contr# 0000001689		8/4/2016	5/2/2016	239,890.08	0.00	0.00
0000003249	0000001702	PPD Bal#1 of Contr# 0000001702		10/7/2016	10/3/2017	2,000,000.00	0.00	0.00
0000003249	0000001702	PPD Bal#2 of Contr# 0000001702		12/2/2016	9/4/2019	1,000,000.00	0.00	0.00
0000003249	0000001654	PPD Bal#3 of Contr# 0000001654		2/12/2017		547,300.00	547,300.00	0.00
0000003249	0000001689	PPD Bal#2 of Contr# 0000001689		6/22/2017	5/2/2017	250,000.00	0.00	0.00
0000003249	0000001689	PPD Bal#3 of Contr# 0000001689		6/23/2017	5/2/2017	200,000.00	0.00	0.00
0000003249	0000001689	PPD Bal#4 of Contr# 0000001689		8/7/2019	1/3/2019	715,000.00	0.00	0.00
0000003249	0000001654	PPD Bal#4 of Contr# 0000001654		12/27/2019		250,000.00	250,000.00	0.00
Private and Confidential								



Disaster Report (RPA109)

REVISED: 02/27/2017

DESCRIPTION:

This report provides specific expenditure details for all projects denoted with a disaster number and disaster indicator on the project record. The report can be run in summary or detail format and provides Fiscal Year-to-Date and Life-to-Date expenditures.

NAVIGATION PATH:

Main Menu > Project Costing > Reports > Disaster Report

RUN CONTROL PARAMETERS:

Business Unit
Disaster Number
Date From
Report Options (Summary, Detail)

OUTPUT FORMAT:

PDF
CSV

ADDITIONAL INFORMATION:

A Disaster Number is not specified when running the Summary Report. The Summary Report returns all disasters and their related projects. For each disaster, all the related projects are returned, grouped by their related Disaster Number, identified by their District and FIPS, with expenditures reported both Fiscal Year-to-Date and Life-to-Date. The Summary Report also provides expenditures charged to projects that are identified as related to a disaster but, when charged, the Disaster Number was omitted from the charge distribution. A Disaster Number must be specified when running the Detail Report. The Detail Report provides all projects related to a specified Disaster Number. Each project will have one or more expenditures rows with detail charge distribution and expenditures.

Screenshot of the Disaster Report - Run Control Page, Summary Report Option

The screenshot shows the 'Disaster Report' run control page. At the top, a breadcrumb trail reads: Favorites > Main Menu > Project Costing > Reports > Disaster Report. Below this, a tab labeled 'Disaster Report' is active. The main heading is 'Disaster Report'. Underneath, it shows 'Run Control ID Disaster_Report' and links for 'Report Manager' and 'Process Monitor'. A 'Run' button is on the right. A section titled 'Report Request Parameters' contains three input fields: '*Business Unit' with the value '50100', 'Disaster Number' (empty), and '*Date From' with the value '01/01/2020'. To the right of these fields is a 'Report Options' box with two radio buttons: 'Summary' (selected and highlighted with a red rectangle) and 'Detail'. At the bottom of the page are four buttons: 'Save', 'Notify', 'Add', and 'Update/Display'.



Screenshot of the RPA109 Disaster Report – Summary Report Option

Commonwealth of Virginia
DISASTER REPORT - SUMMARY

Run Date: 01/23/2020

Run Time: 04:54 00

Report ID: RPA109

Business Unit: 50100
Date From: 01/01/2020

Page No. 1 of 3

Disaster	Number	Project ID	District	PIPE	Fiscal YTD Expenditures	LTD Expenditures
70606	0000078825	Staunton		\$	309.17	\$ 309.17
	0000100379	Fredericksburg			855.51	855.51
	0000100572	Richmond			3,402.44	3,402.44
	0000104161	Fredericksburg			26.82	26.82
	0000107785	Hampton Roads			342.00	342.00
	0000108249	Richmond			407.96	407.96
	0000108309	Richmond			3,178.24	3,178.24
	0000108310	Richmond			81,855.82	81,855.82
	0000108310	Richmond	041		117.00	117.00
	0000108556	Richmond			278,150.15	278,150.15
	0000109087	Richmond			1,740.56	1,740.56
	0000109087	Richmond	149		58,411.66	58,411.66
	0000109130	Culpeper			10,306.08	10,306.08
	0000109149	Fredericksburg	101		8,503.80	8,503.80
	0000109149	Fredericksburg	115		41,496.35	41,496.35
	0000109373	Staunton			41,331.71	41,331.71
	0000109752	Hampton Roads			627,952.21	627,952.21
	0000109752	Hampton Roads	810		2,787.72	2,787.72
	0000109753	Richmond			637,659.77	637,659.77
	0000109760	Northern Virginia			107,687.61	107,687.61
	0000109761	Fredericksburg			12,396.75	12,396.75
	0000109762	Hampton Roads			393,295.92	393,295.92
	0000109763	Richmond			53,240.08	53,240.08
	0000109770	Northern Virginia			708,011.96	708,011.96
	0000109771	Fredericksburg			13,301.45	13,301.45
	0000109775	Central Office			177,711.35	177,711.35
	0000109852	Fredericksburg			36,853.11	36,853.11
	0000109852	Fredericksburg	101		475.32	475.32
	0000109852	Fredericksburg	177		1,373.54	1,373.54
	0000110423	Richmond			157,057.67	157,057.67
	0000110646	Richmond			1,802.11	1,802.11
	0000110647	Richmond			6,415.78	6,415.78
	0000110667	Richmond			312.85	312.85
	0000110706	Richmond	025		381.41	381.41
	0000111099	Staunton			7,827.83	7,827.83
	0000111100	Staunton			2,308.39	2,308.39
	0000111101	Staunton			4,248.34	4,248.34
	0000111108	Fredericksburg			441.38	441.38
	0000111109	Richmond			271,353.52	271,353.52
	0000111110	Richmond			81,237.28	81,237.28
	0000111111	Richmond			47,718.19	47,718.19
	0000111112	Richmond			2,961.81	2,961.81
	0000111113	Richmond			625.28	625.28
	0000111275	Richmond			43.15	43.15
	0000111288	Richmond			2,086.73	2,086.73
	0000111292	Richmond			112.55	112.55

Screenshot of the Disaster Report - Run Control Page, Detail Report Option

Favorites ▾

Main Menu ▾

> Project Costing ▾

> Reports ▾

Disaster Report

Disaster Report

Run Control ID Disaster_Report

Report Manager

Process Monitor

Run

Report Request Parameters

*Business Unit 50100 🔍

Disaster Number 70629

*Date From 01/01/2020 📅

Report Options

☐ Summary

☒ Detail

Save

Return to Search

Previous in List

Next in List

Notify

Add

Update/Display



Screenshot of the RPA109 Disaster Report - Detail Report Option

CARDINAL		Commonwealth of Virginia DISASTER REPORT - DETAIL		Run Date: 01/23/2020 Run Time: 04:58 00	
Report ID: RPA109				Page No. 1 of 7	
Business Unit: 50100 Disaster Number: 70629 Date From: 01/01/2020					
Project ID	Dept ID	FIPS	Activity	Fiscal Accounting Year Date	Expenditures
0000083531	15032	700	71500	2020 01/15/2020	\$ 675.41
	15032	700	71500	2020 01/07/2020	1,607.73
	15032	700	71500	2020 01/15/2020	289.78
	15032	700	71500	2020 01/15/2020	311.16
	15032	700	71500	2020 01/15/2020	147.40
	15032	700	71500	2020 01/15/2020	309.58
	15032	700	71500	2020 01/09/2020	570.48
	15032	700	71500	2020 01/15/2020	248.59
	15032	700	71500	2020 01/15/2020	418.43
	15032	700	71500	2020 01/15/2020	71.08
	15032	700	71500	2020 01/15/2020	928.07
	15032	700	71500	2020 01/15/2020	886.37
	15032	700	71500	2020 01/15/2020	220.44
	15087	700	66225	2020 01/06/2020	53,842.05
	15087	700	76231	2020 01/15/2020	90.80
	15088	700	72500	2020 01/15/2020	769.64
	15088	700	72500	2020 01/21/2020	250.00
	15088	700	72500	2020 01/15/2020	1,577.17
	15088	700	72500	2020 01/15/2020	124.80
	15088	700	71500	2020 01/06/2020	725.35
	15088	700	71500	2020 01/06/2020	725.35
	15088	700	63500	2020 01/06/2020	11,811.36
	15088	700	62500	2020 01/07/2020	1,200.00
	15088	700	62500	2020 01/07/2020	8,400.00
	15088	700	62500	2020 01/07/2020	1,000.00
	15088	700	62500	2020 01/07/2020	1,000.00
	15088	700	62500	2020 01/07/2020	17,330.00
	15088	700	61500	2020 01/06/2020	67,803.82
	15088	700	60000	2020 01/06/2020	8,528.31
	15089		76225	2020 01/15/2020	69.25
	15089		70000	2020 01/15/2020	1,928.06
	15089		66200	2020 01/15/2020	280.28
	15089		76231	2020 01/08/2020	33,446.24
	15089		76231	2020 01/08/2020	10.63
	15089		66200	2020 01/15/2020	374.06
	15089		75150	2020 01/07/2020	447.68
	15089		75150	2020 01/08/2020	1,102.65
	15089		75150	2020 01/02/2020	1,243.95
	15089		75150	2020 01/02/2020	1,285.95
	15089		76225	2020 01/15/2020	1,112.24
	15089		76225	2020 01/15/2020	2,532.96
	15089		76225	2020 01/15/2020	1,848.42
	15089	650	76225	2020 01/15/2020	612.04
	15089	650	72500	2020 01/15/2020	433.00
	15089	700	72500	2020 01/16/2020	636.53



Expenditures Allocations Report (RPA091)

REVISED: 02/27/2017

DESCRIPTION:

This report provides a listing of all projects for which expenditures have exceeded a specified percentage of the project budget. The report also shows the variance between budgeted amounts and funded amounts, as well as budgeted amounts and expended amounts. The report can be used to identify projects that have exceeded budget in combination with a number of various additional parameters.

NAVIGATION PATH:

Main Menu > Project Costing > Reports > Expenditures Allocations

RUN CONTROL PARAMETERS:

Business Unit
Responsible Department
As of Date
Project Category
Project Status (Active, Inactive)
Details [checkbox]

OUTPUT FORMAT:

PDF
CSV

Report Options:

Expenditure % of Budget
Variance Between Budget and Expenditure Equal to 0
Project Budget to Fund Source Variation Not Equal to 0
Projects with no Transactions 12 Months Prior to As of Date
exp



Screenshot of the Expenditures Allocations Report - Run Control Page, Details Unchecked

Expenditures Allocations Rpt

Expenditures Allocations Report

Run Control ID: Expenditures_Allocation Report Manager Process Monitor **Run**

Report Parameters


*Business Unit: 50100
Responsible Department:
Project Category:
*As Of Date: 01/24/2020
Project Status:
☐ Details

Report Options

☒ Expenditure % of Budget
☐ Variance Between Budget and Expenditure Equal to 0
☐ Project Budget to Fund Source Variation Not Equal to 0
☐ Projects with no Transactions 12 Months Prior to As of Date

Save Notify Add Update/Display

Screenshot of the RPA091 Expenditures Allocations Report

 Report ID: RPA091		Commonwealth of Virginia EXPENDITURES ALLOCATIONS REPORT		Run Date: 01/24/2020 Run Time: 08:45 00	
				Page No. 1 of 528	
Business Unit: 50100 : VA Dept of Transportation					
Responsible Dept: 99999 : VDOT Statewide					
Project Category: ALL					
Project Status: ALL					
As of Date: 01/24/2020					
Report Option: Expenditure % of Budget					
Percent of Budget: 0.00%					
Detail: No					
Project ID	Project Budget	Expenditures	Expenditures to Project Budget	Variance %	Expended To
0000000015	\$ 14,487,583.61	\$ 14,487,590.52	(6.91)	100.000	
0000000016	2,425,954.41	2,425,954.41	0.00	100.000	
0000000029	7,398,335.04	926,700.46	6,471,634.58	12.526	
0000000053	1,924,378.33	2,329,485.98	(405,107.65)	121.051	
0000000054	107,617,433.00	116,453,311.21	(8,835,878.21)	108.210	
0000000084	0.00	7,056,140.91	(7,056,140.91)	0.000	
0000000098	2,944,407.16	2,942,552.60	1,854.56	99.937	
0000000099	3,572,423.54	3,322,423.55	249,999.99	93.002	
0000000157	2,252,716.78	1,787,173.92	465,542.86	79.334	
0000000177	2,535,000.50	2,535,454.95	(454.45)	100.018	
0000000190	88,780,209.60	92,225,618.67	(3,445,409.07)	103.881	
0000000191	47,320,621.15	47,320,621.15	0.00	100.000	
0000000192	3,110,255.98	3,649,740.98	(539,485.00)	117.345	
0000000195	8,922,782.00	8,922,781.81	0.19	100.000	
0000000200	4,714,262.62	1,219,431.62	3,494,831.00	25.867	
0000000204	2,209,827.46	2,899,389.03	(689,561.57)	131.204	
0000000206	3,099,999.51	55,174,006.31	(52,074,006.80)	1779.807	
0000000209	6,211,414.10	3,062,079.02	3,149,335.08	49.298	
0000000222	2,933,732.06	3,018,071.88	(84,339.82)	102.875	
0000000241	725,894.81	725,894.81	0.00	100.000	
0000000253	17,421,114.00	9,560,051.10	7,861,062.90	54.876	
0000000255	5,355,412.62	5,351,411.81	4,000.81	99.925	
0000000260	2,601,032.00	2,657,499.99	(56,467.99)	102.171	
0000000293	4,541,054.43	5,050,732.15	(509,677.72)	111.224	
0000000313	9,558,892.55	9,471,787.04	87,105.51	99.089	
0000000358	0.00	25,859.33	(25,859.33)	0.000	
0000000363	656,449.46	727,354.19	(70,904.73)	110.801	
0000000374	3,604,137.47	3,604,137.47	0.00	100.000	
0000000436	289.00	289.42	(0.42)	100.145	
0000000531	4,124,696.12	4,124,696.12	0.00	100.000	
0000000558	2,565,747.47	2,704,916.98	(139,169.51)	105.424	



Screenshot of the Expenditures Allocations Report - Run Control Page, Details Checked

Expenditures Allocations Rpt

Expenditures Allocations Report

Run Control ID: Expend_Alloc_Detail Report Manager Process Monitor **Run**

Report Parameters

*Business Unit: 50100
Responsible Department: 19000 Project Category: BRDG
*As Of Date: 01/24/2020 Project Status: Active
☒ Details

Report Options

☒ Expenditure % of Budget
☐ Variance Between Budget and Expenditure Equal to 0
☐ Project Budget to Fund Source Variation Not Equal to 0
☐ Projects with no Transactions 12 Months Prior to As of Date

Save **Notify** **Add** **Update/Display**

Screenshot of the RPA091 Expenditures Allocations Report - with Details

Report ID: RPA091

Commonwealth of Virginia
EXPENDITURES ALLOCATIONS REPORT

Run Date: 01/24/2020

Run Time: 08:56 00

Page No. 1 of 14

Business Unit 50100 : VA Dept of Transportation
Responsible Dept 19000 : Northern Virginia Dist Office
Project Category BRDG
Project Status A
As of Date 01/24/2020
Report Option Expenditure % of Budget
Percent of Budget 0.00%

Detail	Yes
--------	-----

Project ID	Project Budget	Expenditures	Expenditures to Project Budget	Variance % Expend To Proj Budget
0000013453	\$ 24,788,100.00	\$ 25,119,315.32	\$(331,215.32)	101.336
<u>Project</u> <u>Dept ID</u> <u>Fund</u> <u>Program</u> <u>PIPS</u>				
0000013453 19000 04720 603002	0.00	25,117,156.51	(25,117,156.51)	0.000
0000013453 19000 04720 603002 059	0.00	2,158.81	(2,158.81)	0.000
0000013453 919000 04720 603002	14,562,973.00	0.00	14,562,973.00	0.000
0000013453 919000 04720 603004	10,225,127.00	0.00	10,225,127.00	0.000
0000018136	262,402,344.02	262,402,343.01	1.01	100.000
<u>Project</u> <u>Dept ID</u> <u>Fund</u> <u>Program</u> <u>PIPS</u>				
0000018136 11101 04720 603003 191	0.00	2,618.82	(2,618.82)	0.000
0000018136 19000 04720 603003	0.00	261,788,066.53	(261,788,066.53)	0.000
0000018136 19000 04720 603003 013	0.00	105.06	(105.06)	0.000
0000018136 19000 04720 603003 059	0.00	34,650.11	(34,650.11)	0.000
0000018136 19000 04720 603003 193	0.00	51,104.75	(51,104.75)	0.000
0000018136 19000 04720 603003 510	0.00	524,512.65	(524,512.65)	0.000
0000018136 19000 04720 603003 600	0.00	81.60	(81.60)	0.000
0000018136 19010 04720 603002 153	0.00	98.00	(98.00)	0.000
0000018136 19072 04720 603003	0.00	1,105.49	(1,105.49)	0.000
0000018136 919000 04720 603002	71,129,964.00	0.00	71,129,964.00	0.000
0000018136 919000 04720 603003	191,272,380.02	0.00	191,272,380.02	0.000
0000018857	7,586,234.00	6,575,522.96	1,010,711.04	86.677
<u>Project</u> <u>Dept ID</u> <u>Fund</u> <u>Program</u> <u>PIPS</u>				
0000018857 19000 04720 603003 059	0.00	6,575,522.96	(6,575,522.96)	0.000
0000018857 919000 04720 603004	8,362,747.00	0.00	8,362,747.00	0.000
0000018857 919000 04720 603023	(776,513.00)	0.00	(776,513.00)	0.000
0000068757	81,631,075.00	93,135,652.04	(11,504,577.04)	114.093



Federal Accrued Unbilled Cost by Type of Exception Report (VPAR113)

REVISED: 02/27/2017

DESCRIPTION:

This report provides contracts for which expenditures are accruing, but are not able to be billed to the Federal government. This report can be used to determine if authorizations for a Federal project should be increased.

NAVIGATION PATH:

Main Menu > Customer Contracts > Reports > Fed Acc Unbilled CostException

RUN CONTROL PARAMETERS:

Business Unit

OUTPUT FORMAT:

PDF


CSV

Screenshot of the VPAR113 Federal Accrued Unbilled Cost by Type of Exception - Run Control Page

The screenshot shows a web application interface for running a report. At the top, there is a breadcrumb navigation bar: "Favorites ▾" > "Main Menu ▾" > "Customer Contracts ▾" > "Reports ▾" > "Fed Acc Unbilled CostException". Below this, a tab labeled "Fed Acc Unbill Exp." is active. The main heading is "Fed Accrued Unbilled Cost by Type of Exception". Underneath, there is a section for "Run Control ID" with the value "Fed_Accr_Unbill_Cost_Type_Excp". To the right of this are links for "Report Manager" and "Process Monitor", and a "Run" button. Below these links is a search bar for "*Business Unit:" with the value "50100" and a magnifying glass icon. At the bottom, there are four buttons: "Save", "Notify", "Add", and "Update/Display".



Screenshot of the VPAR113 Federal Accrued Unbilled Cost by Type of Exception Report

 Report ID: VPAR113		Commonwealth of Virginia FEDERAL ACCRUED UNBILLED COST BY TYPE OF EXCEPTION REPORT		Run Date: 01/24/2020 Run Time: 09:22:00	
Page No. 1 of 46					
As of Date : 01/24/2020 Business Unit : 60100 VA Dept of Transportation Federal Fiscal Year : 2020					
SUMMARY SECTION.					
Items for Projects with Advanced Construction.					
		Obligated Amount.	8,226,019,709.59		
		Processed Amount.	3,437,561,500.91		
		Less, Out of Period Amount.	5,120,763.80		
		Total Processed Amount.	3,432,430,737.11		
Items for Projects with Extended Agreement and Outside Period of Performance.					
		Excess Amount.	324,588,889.29		
		Less, Items for Emergency Relief (ER) Project.	0.00		
		Net Excess Amount.	324,588,889.29		
		Out Of Period Amount.	2,349,526.28		
		Less, Items for Emergency Relief (ER) Project.	0.00		
		Net Out Of Period Amount.	2,349,526.28		
Advanced Construction Detail .					
SUSPENSE TYPE: ADC					
Federal Project#	Description	Processed Amount	Out of Period Amount	Obligated Amount	
111230	KNHP-0013100	0.00	0.00	579,237.00	
SA1993	KNHP-SAD1993*IN-ACTIVE*	0.00	0.00	493,600.00	
0005164	TRAD005164	63.15	0.00	95,007.00	
0005166	STP0052166	17,224,850.85	0.00	21,191,565.00	
0005217	STP005217	0.00	0.00	8,049,765.00	
0005236	TMA-0005236	0.00	0.00	0.00	
0005241	HSIP-0005241	0.00	0.00	276,908.00	
0005256	STP-0005256	2,420.44	0.00	828,786.00	
0005257	STP-0005257	471,323.75	0.00	263,813.00	
0005258	STP-0005258	0.00	0.00	742,233.00	
0005277	NH-0005277	0.00	0.00	63,495,963.00	
0005293	NH-0005293	0.00	0.00	16,000,000.00	
0005294	KNHP-0005294	0.00	0.00	44,264.00	
0005295	KNHP-0005295	0.00	0.00	407,300.00	
0005296	KNHP-0005296	0.00	0.00	270,000.00	
0005308	STP-0005308	0.01	(2,639.09)	1,309,761.00	
0005309	EMDG-969-057	173.15	173.15	2,035,285.00	
0005310	STP-0005310	0.00	0.00	3,312,934.00	
0005318	STP-0005318	970,523.48	0.00	5,735,391.00	
0005320	HSIP-0005320	0.00	0.00	49,000.00	
0005321	STP-0005321	25,979,059.29	0.00	24,060,988.54	
0005324	STP-0005324	0.00	0.00	6,240,000.00	
0005328	KNHP-0005328	19,894,394.42	0.00	23,875,466.00	
0005329	KNHP-0005329	413,295.42	0.00	1,040,000.00	
0005338	KNHP-0005338*SEKINTREXNOTE	22,361,782.09	0.00	49,757,785.00	
0005340	HSIP-0005340	0.00	0.00	3,240,000.00	
0005341	HSIP-0005341	0.00	0.00	0.00	
0005342	HSIP-0005342	0.00	0.00	0.00	
0005343	KNHP-0005343	49,019,323.74	0.00	214,238,294.00	
0005345	KNHP-0005345	0.00	0.00	5,000,000.00	
0005348	STP-0005348	182,305.64	0.00	450,000.00	
0005349	STP-0005349	263,394.56	0.00	276,300.00	



Screenshot of the VPAR113 Federal Accrued Unbilled Cost by Type of Exception Report
(continued)

Page No. 33 of 46					
Over the Limit (Exceeded Agreement) and Out of Period of Performance Detail .					
Federal Project#	Description	Renew Amount Without RRP	Renew Amount With RRP	Outside Period Without RRP	Outside Period With RRP
0005153	TEA-0005153	8,294.99	0.00	0.00	0.00
0005164	TEAD005164	23.22	0.00	0.00	0.00
0005166	STP0005166	81,703.42	0.00	0.00	0.00
0005205	STP0005205	699.35	0.00	0.00	0.00
0005210	STP0005210	108.99	0.00	0.00	0.00
0005221	NSIP0005221	14,185.21	0.00	0.00	0.00
0005223	VDOT's Workforce Developm Prgm	974.18	0.00	0.00	0.00
0005235	TEA-0005235	402.40	0.00	0.00	0.00
0005241	NSIP-0005241	62,922.68	0.00	0.00	0.00
0005287	QJT-0005287	765.87	0.00	0.00	0.00
0005313	OC-0005313	7,411.69	0.00	0.00	0.00
0005324	STP-0005324	5,580,809.48	0.00	(623,752.80)	0.00
0005326	VHCAT-0005326	22,961.50	0.00	0.00	0.00
0005332	0005332	17,928.54	0.00	0.00	0.00
0005342	NSIP-0005342	0.00	0.00	299,194.26	0.00
0005345	NSPP-0005345	0.00	0.00	0.00	0.00
0005352	QJT-0005352	2,032.52	0.00	229.04	0.00
0005363	QJT-0005363	5,088.26	0.00	0.00	0.00
0014001	0014001	550.96	0.00	0.00	0.00
0015024	HR0015024	11,669,267.83	0.00	0.00	0.00
0015043	STP-0015043	58,894.35	0.00	0.00	0.00
0015048	HR00-0015048	90,047.00	0.00	0.00	0.00
0015050	STP-0015050	195,041.93	0.00	0.00	0.00
0015061	HR00-0015061	11,313.83	0.00	0.00	0.00
0027049	NSIP-0027049	19.45	0.00	0.00	0.00
0029001	SEA-WAMA-0029001-05	15,510.79	0.00	0.00	0.00
0038121	TEAD0038121	10,289.04	0.00	0.00	0.00
0038123	HR0038123	1,288.99	0.00	0.00	0.00
0038139	HR-0038139	31,767.94	0.00	0.00	0.00
0038148	STP-0038148	138,793.24	0.00	0.00	0.00
0053119	HR-0053119	2.43	0.00	0.00	0.00
0053123	HR-0053123	425,519.58	0.00	0.00	0.00
0054011	TEAD0054011*DMV OC*	9,812,167.13	0.00	0.00	0.00
0063005	TEAD0063005	15,274.20	0.00	0.00	0.00
0063020	STP-0063020	1,064.39	0.00	0.00	0.00
0063028	NSPP-0063028	66.29	0.00	0.00	0.00
0072128	TAP-0072128	0.00	0.00	0.00	0.00
0078026	STP0078026	1.03	0.00	0.00	0.00
0078068	HR000078068	2,377.74	0.00	0.00	0.00
0078072	NSIP-0078072	0.71	0.00	0.00	0.00
0078075	NSPP0078075	0.00	0.00	0.00	0.00
0078135	HR-0078135	24,243.63	0.00	0.00	0.00
0078151	STP-0078151	2,328.08	0.00	31.22	0.00
0078152	STP-0078152	2,597.15	0.00	0.00	0.00
0092028	HR00-0092028	116.43	0.00	0.00	0.00
0092029	HR00-0092029	44.58	0.00	0.00	0.00
0092035	HR-0092035	102,925.88	0.00	0.00	0.00
0092037	HR00-0092037	12,363.66	0.00	0.00	0.00
0092041	HR-0092041	192.97	0.00	0.00	0.00
0092044	STP-0092044	2,618.55	0.00	0.00	0.00
0092049	HR-0092049	0.00	0.00	0.00	0.00
0101016	STP-0101016	7,469.10	0.00	0.00	0.00
0101032	TAP-0101032	5,517.75	0.00	0.00	0.00
0101035	STP-0101035	54,731.78	0.00	0.00	0.00
0101037	STP-0101037	12,205.77	0.00	0.00	0.00
0101038	STP-0101038	0.00	0.00	0.00	0.00
0101040	STP-0101040	0.00	0.00	0.00	0.00
0101041	STP-0101041	357,953.84	0.00	0.00	0.00
0111005	NSIP-0111005	11,212.48	0.00	0.00	0.00
0112023	AC-STP-0112023	649.81	0.00	0.00	0.00
0112034	HR-0112034	45,378.98	0.00	0.00	0.00
0124028	TEA-0124028	0.06	0.00	0.00	0.00
0124031	SH0124031	9,084.16	0.00	0.00	0.00
0124044	TAP-0124044	6,570.48	0.00	0.00	0.00
0131059	STP-0131059	913,772.00	0.00	0.00	0.00
0131063	APD-0131063	125,971.84	0.00	0.00	0.00



Federal Contract Status Report (RPA119)

REVISED: 02/27/2017

DESCRIPTION:

This report provides total expenditures, participating and nonparticipating, the Federal share of expenditures and billed amount for a given Federal contract by related project. The report can be used as a contract administration tool to track the status of expenditures billed and not billed, advance amounts, not billed amounts, adjustments, etc. These can be tracked by Project, Phase, and Activity related to a Federal contract.

NAVIGATION PATH:

Main Menu > Customer Contracts > Reports > Federal Contract Status Report

RUN CONTROL PARAMETERS:

Business Unit
Contract

OUTPUT FORMAT:


PDF
CSV

Screenshot of the RPA119 Federal Contract Status Run Control

The screenshot shows the 'Federal Contract Status Report' run control interface. At the top, a breadcrumb trail reads: Favorites > Main Menu > Customer Contracts > Reports > Federal Contract Status Report. Below this, a tab labeled 'Fed Contract Status Report' is active. The main area contains the text 'Run Control ID Fed_Contr_Status' on the left, and 'Report Manager' and 'Process Monitor' in the center, with a 'Run' button on the right. A search box contains two entries: '*Business Unit' with the value '50100' and a magnifying glass icon, and '*Contract' with the value '0015039' and a magnifying glass icon. At the bottom, there are four buttons: 'Save', 'Notify', 'Add', and 'Update/Display'.



Screenshot of the RPA119 Federal Contract Status Report



Report ID: RPA119

Commonwealth of Virginia
FEDERAL CONTRACT STATUS REPORT

Run Date: 01/24/2020
Run Time: 09:12 00

Business Unit: 50100
Contract Number: 0015039

Page No. 1 of 2

Contract Information

Contract Number: 0015039-HRRR-0015039 Status:FV ACCEPTED Proposal Id:\$64,554.71

Current Rate Details

Line#	Rate	Operating Unit	Billable Ind	Rate Amt	End Dt	Hold Flag	Hold Reason	Hold Date	Hold Oprid
1						N			

Transaction Limit Summary

Line#	Approp	Seq	Rate	Obligated Amount	Billed Amount	Not Billed Amount	Exceeded Amount	Out of Period Amount
1	LS20	1	0.90000	64,554.71	64,554.71	0.00	0.00	0.00

Manual Billing Adjustments

Line#	Approp	Adjusted Amount
1	LS20	0.00

Participating Project Details

BusUnit	ProjectID	Phase	Total Expenditures	Total Part Expenditures
50100	0000095411	9104	71,727.38	71,727.38

Processed Activity Details

Phase	Project	OperUnit	Act	Total Expenditure	Billed Amount	Not Billed Amount	Exceeded Amount	Advance Amount	Out of Period BIL Amt
9104	0000095411	\$	631	39,385.50	35,446.95	0.00	0.00	0.00	0.00
			64201	1,367.60	1,220.85	0.00	0.00	0.00	0.00
			64211	29,633.97	26,670.59	0.00	0.00	0.00	0.00
			64213	1,340.31	1,206.32	0.00	0.00	0.00	0.00
Operating Unit (\$) Total				71,727.38	64,554.71	0.00	0.00	0.00	0.00
Project (0000095411) Total				71,727.38	64,554.71	0.00	0.00	0.00	0.00

Screenshot of the RPA119 Federal Contract Status Report (continued)

Page No. 2 of 2

Phase (9104) Total	71,727.38	64,554.71	0.00	0.00	0.00	0.00
--------------------	-----------	-----------	------	------	------	------

Unprocessed/non-participating Activity Summary

<u>Phase</u>	<u>Project</u>	<u>Operating Unit</u>	<u>Act</u>	<u>Total Expenses</u>	<u>Outof Auth Exp</u>	<u>Attached Contract</u>	<u>Line#</u>	<u>Rate Amount</u>
9101	0000095411	718		0.00	817.53			
Operating Unit () Total				0.00	817.53			
Project (0000095411) Total				0.00	817.53			
Phase (9101) Total				0.00	817.53			

<u>Phase</u>	<u>Project</u>	<u>Operating Unit</u>	<u>Act</u>	<u>Total Expenses</u>	<u>Outof Auth Exp</u>	<u>Attached Contract</u>	<u>Line#</u>	<u>Rate Amount</u>
9104	0000095411	74211		319.88	0.00			
Operating Unit () Total				319.88	0.00			
Project (0000095411) Total				319.88	0.00			
Phase (9104) Total				319.88	0.00			

End of Report



Financial Summary by Program Report (RPA096)

REVISED: 02/27/2017

DESCRIPTION:

This report provides budget expenditure data for projects and cost centers. The report displays data for each detail department value and can be run for Fiscal Year-to-Date and Life-to-Date. The report can be used to monitor the status of budget to actual expenditures for a specified Department ID (including related lower level Department IDs) and a specified Program. For example, a typical combination of Department ID and Program could be a Residency-wide Department ID and Program 6040, Highway Maintenance and Operations.

NAVIGATION PATH:

Main Menu > Project Costing > Reports > Financial Summary by Program

RUN CONTROL PARAMETERS:

SetID
GL Business Unit
Program
Department
Fiscal Year
Period
Project Budget and Expenditure (Fiscal Year, Life to Date)

OUTPUT FORMAT:

PDF
CSV

Screenshot of the Financial Summary by Program - Run Control Page

The screenshot shows the 'Financial Summary by Program' report run control page. The breadcrumb navigation at the top reads: Favorites > Main Menu > Project Costing > Reports > Financial Summary by Program. Below the breadcrumb is a tab labeled 'Financial Summary by Program'. The main title 'Financial Summary by Program' is displayed. Below the title, there are links for 'Run Control ID Fin_Sum_by_Prog', 'Report Manager', 'Process Monitor', and a 'Run' button. A 'Report Request Parameters' section contains input fields for: *SetID (50100), *GL Business Unit (50100), *Program (6030), *Department (10000), *Fiscal Year (2019), and *Period (1). To the right of these fields is a dropdown menu titled 'Project Budget and Expenditures' with two options: 'Fiscal Year' (selected) and 'Life to Date'. At the bottom, there are buttons for 'Save', 'Return to Search', 'Notify', 'Add', and 'Update/Display'.



Screenshot of the RPA096 Financial Summary by Program Report

Report ID: RPA096

Commonwealth of Virginia
FINANCIAL SUMMARY BY PROGRAM

Run Date: 01/24/2020
Run Time: 10:33 00

Page No. 1 of 4

GL Business Unit: 50100
Program: 6030
Department: 10000
Fiscal Year: 2019
Period: 1
Project Exp/Budg: Fiscal Year

Dept ID	Description	Cost Cntr Description	Operational/Project Budget	Expenditures	Variance
10004	Structure & Bridges	12060010 Cell Tower Review, EngrCost	0.00	1,697.98	(1,697.98)
10004	Structure & Bridges	12130001 Highway Const Mgt & Dir	1,215,694.00	123,702.12	1,091,991.88
		Cost Center Total	1,215,694.00	125,400.10	1,090,293.90
		Project Total	0.00	0.00	0.00
		Total	1,215,694.00	125,400.10	1,090,293.90
10014	Financial Planning	44000010 CPR Bonds Construction Fund	0.00	143,965.67	(143,965.67)
		Cost Center Total	0.00	143,965.67	(143,965.67)
		Project Total	5,407,932.09	0.00	5,407,932.09
		Total	5,407,932.09	143,965.67	5,263,966.42
10015	Fiscal	12130001 Highway Const Mgt & Dir	0.00	470.28	(470.28)
10015	Fiscal	12200095 State of Good Repr ExpTrf 0472	0.00	(36,258.85)	36,258.85
10015	Fiscal	12200196 High Priority Projects 04720	0.00	(18,119.58)	18,119.58
10015	Fiscal	12200296 Constrn District Grant 04720	0.00	(944,216.51)	944,216.51
10015	Fiscal	12200396 Specialized State & Fed 04720	0.00	(6,379,218.84)	6,379,218.84
10015	Fiscal	12200496 Legacy Constr Formula 04720	0.00	(38,036.17)	38,036.17
10015	Fiscal	12200596 Res Par Specilzd St/Fed 04720	0.00	5,871.90	(5,871.90)
10015	Fiscal	40400095 State of Good Repr ExpTrf 0401	0.00	1,638,570.85	(1,638,570.85)
10015	Fiscal	40400195 Hi Priority Projts ExpTrf 0401	0.00	18,119.58	(18,119.58)
10015	Fiscal	40400295 Constrn Distr Grant ExpTr 0401	0.00	974,340.60	(974,340.60)
10015	Fiscal	40400395 Specilzd St & Fed ExpTrf 0401	0.00	8,467,070.15	(8,467,070.15)
10015	Fiscal	40400495 Legacy Constr Form ExpTr 0401	0.00	(4,407,861.75)	4,407,861.75
		Cost Center Total	0.00	(719,268.34)	719,268.34
		Project Total	0.00	0.00	0.00



Funding Source Report (RPA150)

REVISED: 03/02/2020

DESCRIPTION:

This report provides total allocation amounts applied to specific funding sources. This report can be run in Summary or Detail format. The report can be used to review the status of allocation Funding Sources as related to projects by Reporting Category.

NAVIGATION PATH:

Main Menu > Project Costing > Reports > Funding Source

RUN CONTROL PARAMETERS:

Business Unit
Funding Source
Project ID
Reporting Category
Report Type (Summary, Detail)

OUTPUT FORMAT:

PDF
CSV

ADDITIONAL INFORMATION:

The Summary Report will show Funding Source, Amount Allocated, and Amount Remaining for all funding sources. The Detail Report can be run in multiple parameter combinations. Any combination will always require Funding Source, Reporting Category, or Project ID when the Detail Report Type is selected. When running a Detailed Report for all Fund Sources related to a single project, the sum of the amounts of all Fund Sources will equal the Project Budget reflected on other reports, such as the **Financial Summary – Project Expenditure by Account** and **Financial Summary – Project Expenditure by Activity** nVision reports.

Screenshot of the RPA150 Funding Source Report - Run Control Page by Business Unit, Summary Report Type Option

Navigation: Favorites > Main Menu > Project Costing > Reports > Funding Source

Funding Source Report

Run Control ID: Funding_Source Report Manager Process Monitor Run

Report Request Parameters


*Business Unit: 50100 Report Type: ☒ Summary ☐ Detail

Funding Source: Project ID: Reporting Category:

Buttons: Save, Notify, Add, Update/Display



Screenshot of the RPA150 Funding Source Report by Business Unit, Summary Report Type Option

 Report ID: RPA150		Commonwealth of Virginia FUNDING SOURCE REPORT - SUMMARY		Run Date: 01/24/2020 Run Time: 09:35 00
Business Unit : 50100		Page No. 1 of 10		
Funding Source	Description	Original Amount	Amount Allocated	Amount Remaining
CNF150	Training - Federal	\$1,094,945.39	\$1,094,945.39	\$ 0.00
CNS492	Right-of-Way Lease Proceeds	4,563,586.00	4,563,586.00	0.00
CF4100	FY2013 Portion Project Funding	20,683,265.00	20,683,265.00	0.00
CF6MB0	FY2013 Portion Project Funding	1,285,723.00	1,285,723.00	0.00
ENS804	MS4-Environmental NFWF Proj 108401	21,777,043.00	21,777,043.00	0.00
SF1151	FY17 State of Good Repair	2,297,198.00	2,297,198.00	0.00
SFB150	FY17 State of Good Repair	18,362,335.00	18,362,335.00	0.00
SFB151	FY17 State of Good Repair	4,590,583.00	4,590,583.00	0.00
SFP110	FY17 State of Good Repair	41,619,568.00	41,619,568.00	0.00
SS0100	FY17 State of Good Repair	80,193,250.00	80,193,250.00	0.00
SSP700	FY17 State of Good Repair	20,482,696.00	20,482,696.00	0.00
HF1100	FY17 High Priority Projects	6,898,549.00	6,898,549.00	0.00
HF1101	FY17 High Priority Projects	1,724,637.00	1,724,637.00	0.00
HF1150	FY17 High Priority Projects	49,474,162.00	49,474,162.00	0.00
HF1151	FY17 High Priority Projects	12,368,540.00	12,368,540.00	0.00
HS7100	FY17 High Priority Projects	1,891,124.00	1,891,124.00	0.00
IFF150	FY17 High Priority Projects	11,305,237.00	11,305,237.00	0.00
IFF151	FY17 High Priority Projects	2,826,309.00	2,826,309.00	0.00
GF1100	FY17 District Grant Program	58,875,799.00	58,875,799.00	0.00
GF1101	FY17 District Grant Program	14,718,945.00	14,718,945.00	0.00
GF1150	FY17 District Grant Program	34,938,376.00	34,938,376.00	0.00
GF1151	FY17 District Grant Program	8,734,594.00	8,734,594.00	0.00
GS0100	FY17 District Grant Program	280,043,317.00	280,043,317.00	0.00
CF2100	FY2013 Portion Project Funding	138,075,737.00	138,075,737.00	0.00
CF2211	FY2013 Portion Project Funding	24,475,263.00	24,475,263.00	0.00
CF2MB0	FY2013 Portion Project Funding	17,143,268.00	17,143,268.00	0.00
CS2MB1	FY2013 Portion Project Funding	4,285,818.00	4,285,818.00	0.00
CS1101	FY2013 Portion Project Funding	3,176,989.00	3,176,989.00	0.00
TLS109	I-66 Inside Beltway CTB Resolution	62,000,000.00	62,000,000.00	0.00

Screenshot of the RPA150 Funding Source Report - Run Control Page by Project ID, Detail Report Type Option

Favorites ▾Main Menu ▾>Project Costing ▾>Reports ▾>Funding Source

Funding Source

Funding Source Report

Run Control ID Funding_SourceReport ManagerProcess MonitorRun


Report Request Parameters

*Business Unit50100Funding SourceProject ID000000015Reporting CategoryReport TypeSummaryDetail

SaveReturn to SearchNotifyAddUpdate/Display



Screenshot of the RPA150 Funding Source Report by Project ID, Detail Report Type Option



Commonwealth of Virginia
FUNDING SOURCE REPORT - DETAIL

Run Date: 01/24/2020
Run Time: 09:38 00

Report ID: RPA150

Page No. 1 of 1

Business Unit : 50100
Funding Source:
Project ID: 0000000015 0095029F14
Reporting Category:

Fund Source	Description	Amount
CNS208	General Fund Allocations	\$ 838,491.00
CNS246	Priority Transportation Fund (PTF)	0.00
CNS301	Interstate Project Allocations	13,649,092.61
Total		\$ 14,487,583.61

Screenshot of the RPA150 Funding Source Report Run Control Page by Reporting Category, Detail Report Type Option

Favorites ▾Main Menu ▾>Project Costing ▾>Reports ▾>Funding Source

Funding Source

Funding Source Report

Run Control ID Funding_SourceReport ManagerProcess MonitorRun

Report Request Parameters

*Business Unit50100

Funding Source

Project ID

Reporting CategoryMFED

Report Type

☐ Summary

☒ Detail

SaveReturn to SearchNotify

AddUpdate/Display



Screenshot of the RPA150 Funding Source Report by Reporting Category, Detail Report Type Option

Commonwealth of Virginia
FUNDING SOURCE REPORT - DETAIL

Run Date: 01/24/2020

Run Time: 09:47 03

Report ID: RPA150

Page No. 1 of 151

Business Unit : 50100

Funding Source:

Project ID:

Reporting Category: MFEU

Project ID	Fund Source	Description	Amount
0000106014	MNS000	State Maintenance Funding	\$ 0.00
0000106014	CP1130	FY2014 Int Portion Project Funding	819,405.00
0000106014	CP1131	FY2014 Int Portion Project Funding	204,851.00
0000106014	CS0130	FY2015 Pri portion Project Funding	1,084,569.00
0000106019	MNS000	State Maintenance Funding	806,980.16
0000106191	MNS000	State Maintenance Funding	1,128.95
0000106191	MF0000	MI Federal	36,000.00
0000106191	MF0001	MI Federal Soft Match	9,000.00
0000106198	MNS000	State Maintenance Funding	1,726,983.66
0000106402	MNS000	State Maintenance Funding	31,990.30
0000106409	MNS000	State Maintenance Funding	0.00
0000106193	MNS000	State Maintenance Funding	77,353.46
0000106193	MF0000	MI Federal	1,581,708.00
0000106193	MF0001	MI Federal Soft Match	395,427.00
0000106405	MNS000	State Maintenance Funding	298,407.20
0000106847	MNS000	State Maintenance Funding	341,675.37
0000106241	MNS000	State Maintenance Funding	53.19
0000106241	MF0001	MI Federal Soft Match	273,839.80
0000106241	MF0000	MI Federal	2,004,747.20
0000106245	MNS000	State Maintenance Funding	7,600,683.46
0000106137	MNS000	State Maintenance Funding	1,355.55
0000106172	CP1161	FY2014 Statedw portion ProjFunding	2,000.00
0000106172	CP1160	FY2014 Statedw portion ProjFunding	8,000.00
0000106172	CS0160	FY2015 Pri portion Project Funding	1,162,310.00
0000106849	MNS000	State Maintenance Funding	1,583,718.89
0000106149	MNS000	State Maintenance Funding	1,560,563.48
0000106149	MF0000	MI Federal	182,560.00
0000106149	MF0001	MI Federal Soft Match	45,640.00
0000106150	MNS000	State Maintenance Funding	1,525,221.68
0000106130	MNS000	State Maintenance Funding	1,159,243.40
0000106131	MNS000	State Maintenance Funding	288,399.77
0000106118	MNS000	State Maintenance Funding	0.61
0000106118	MF0000	MI Federal	1,235,480.80
0000106118	MF0001	MI Federal Soft Match	308,870.20
0000106119	MNS000	State Maintenance Funding	20,841.15
0000106124	MNS000	State Maintenance Funding	495.38
0000106124	MF0000	MI Federal	469,317.60
0000106124	MF0001	MI Federal Soft Match	117,329.40
0000106153	MNS000	State Maintenance Funding	0.15
0000106153	MF2100	MAP 21 FY2013 Budget	1,098,400.00
0000106153	MF2108	FY15 CPO Adjustment, 45M	274,600.00
0000106153	MF0001	MI Federal Soft Match	88,352.80
0000106153	MF0000	MI Federal	353,411.20
0000106130	MNS000	State Maintenance Funding	1,670,625.57
0000106434	MNS000	State Maintenance Funding	595,888.46
0000089474	MNS000	State Maintenance Funding	842,092.12
0000089475	MNF003	Interstate Maintenance (IM) - Federal	266,990.00
0000089475	MNF004	National Highway System (NHS) - Federal	2,138,019.00
0000089475	MNF007	Equity Bonus - Federal	450,000.00
0000089475	MF1100	MAP 21 FY2013 Bdgt	263,723.00
0000089475	MNS000	State Maintenance Funding	729,568.71
0000089475	MF2100	MAP 21 FY2013 Budget	181,800.00
0000089475	MF2108	FY15 CPO Adjustment, 45M	20,200.00
0000089476	MNF025	STP, Section 122 - Federal	2,480,557.00
0000089476	MF1100	MAP 21 FY2013 Bdgt	520,196.00
0000089476	MNS000	State Maintenance Funding	390,166.71
0000089476	MF2100	MAP 21 FY2013 Budget	481,600.00
0000089476	MF0000	MI Federal	22,500.00
0000089476	MF0001	MI Federal Soft Match	2,500.00
0000089477	MNS000	State Maintenance Funding	380,201.33
0000089481	MNS000	State Maintenance Funding	1,272,168.92



Limit Amount Report –BI Publisher Report

REVISED: 02/27/2017

DESCRIPTION:

This report provides the details of a contract limit amount and includes limit amounts, amount remaining for the limit, amounts in excess, as well as transaction and processing dates for the limits. The report can be used in managing contract adjustments.

NAVIGATION PATH:

Main Menu > Customer Contracts > Reports > Limit Amount

RUN CONTROL PARAMETERS:

Business Unit
Contract Type
Contract Classification
Sold To Customer
Contract
Contract Administrator
Report By
Max Remaining %

OUTPUT FORMAT:

PDF
XLS
TXT

Screenshot of the Limit Amount Report - Run Control Page

The screenshot shows the 'Limit Amount Report' run control page. At the top, a breadcrumb trail reads: Favorites > Main Menu > Customer Contracts > Reports > Limit Amount. Below this, the title 'Limit Amount Report' is displayed. A 'Run Control ID' field contains 'Limit_Amount'. To the right are links for 'Report Manager' and 'Process Monitor', and a 'Run' button. The page is divided into two main sections: 'Contract Options' and 'Limit Options'. The 'Contract Options' section includes fields for 'Business Unit' (50100), 'Contract Type' (%), 'Contract Classification' (Standard), 'Sold To Customer' (%), 'Contract' (%), and 'Contract Admin' (with a search icon and the text 'Enter a name or leave blank'). The 'Limit Options' section includes fields for '*Limit Type' (Funding and Billing), '*Report By' (Remaining Amount), and 'Max Remaining %' (50.0000000). At the bottom, there are buttons for 'Save', 'Notify', 'Add', and 'Update/Display'.

Limit Amount Report

Run Control ID: Limit_Amount Report Manager Process Monitor Run

Contract Options

Business Unit: 50100 VA Dept of Transportation

Contract Type: %

Contract Classification: Standard

Sold To Customer: %

Contract: %

Contract Admin: Enter a name or leave blank

Limit Options

*Limit Type: Funding and Billing

*Report By: Remaining Amount

Max Remaining %: 50.0000000

Save Notify Add Update/Display



Screenshot of the Limit Amount Report - Process Scheduler Request Page

Process Scheduler Request

Help

User ID PPS1_JANIS.HANNUKSELARun Control ID Limit_Amount

Server Name

Run Date01/24/2020

Recurrence

Run Time10:55:13AM

Time Zone

Reset to Current Date/Time

Process List

Select	Description	Process Name	Process Type	*Type	*Format	Distribution
<input type="checkbox"/>	Fee Limit Report	CA_LMT2_XP	BI Publisher	Web	PDF	Distribution
<input checked="" type="checkbox"/>	Amount Limit Report	CA_LMT_XP	BI Publisher	Web	PDF	Distribution

OKCancel

Screenshot of the Limit Amount Report

ORACLE

Active Contracts Limit Amount Management Report

Page 1 of 1

1/24/2020

Business Unit: 50100VA Dept of Transportation

Contract Number	Line	Transaction Id	Limit	Funding Limit	Remaining %	Last Transaction Date	Last Processing Date
0000001426	2		7,133,742.02	827,178.08 USD	11.60	1/24/2020	1/24/2020
0000001460	2	FED	523,000.00	132,189.40 USD	25.28	1/24/2020	1/24/2020
0000001502	1		43,800.00	15,788.99 USD	36.05	1/24/2020	1/24/2020
0000001539	3		3,650,000.00	1,377,499.24 USD	37.74	1/24/2020	1/24/2020
0000001581	2		52,100,000.00	22,281,583.21 USD	42.77	1/24/2020	1/24/2020
0000001581	2	FED	52,200,000.00	22,381,583.21 USD	42.88	1/24/2020	1/24/2020
0000001581	4		500,000.00	11,371.64 USD	2.27	1/24/2020	1/24/2020
0000001581	4	FED	600,000.00	111,371.64 USD	18.56	1/24/2020	1/24/2020
0000001581	5		1,300,000.00	137,314.79 USD	10.56	1/24/2020	1/24/2020
0000001581	5	FED	1,300,000.00	137,314.79 USD	10.56	1/24/2020	1/24/2020
0000001628	1		226,711.70	11,555.38 USD	5.10	1/24/2020	1/24/2020
0000001639	1		60,000.00	4,758.00 USD	7.93	1/24/2020	1/24/2020
0000001654	1		4,271,831.00	1,018,604.55 USD	23.84	1/24/2020	1/24/2020
0000001667	1		32,000.00	12,172.91 USD	38.04	1/24/2020	1/24/2020
0000001676	1		10,200,000.00	346,861.23 USD	3.40	1/24/2020	1/24/2020
0000001680	4		450,000.00	89,544.32 USD	19.90	1/24/2020	1/24/2020
0000001689	2		1,859,000.00	58,955.58 USD	3.17	1/24/2020	1/24/2020
0000001702	2		5,000,000.00	1,907,717.99 USD	38.15	1/24/2020	1/24/2020
0000001705	1		255,000.00	115,224.68 USD	45.19	1/24/2020	1/24/2020
0000001721	1		30,000.00	988.09 USD	3.29	1/24/2020	1/24/2020
0000001727	3		54,392,666.00	2,457,103.30 USD	4.52	1/24/2020	1/24/2020
0000001728	3		137,023,653.00	20,865,763.17 USD	15.22	1/24/2020	1/24/2020
			0				
0000001729	2		15,726,000.00	5,385,258.73 USD	34.24	1/24/2020	1/24/2020
0000001730	4		168,321,349.00	16,835,972.51 USD	10.00	1/24/2020	1/24/2020
			0				
0000001829	1		10,000,000.00	4,707,297.33 USD	47.07	1/24/2020	1/24/2020
0000001855	1		30,000,000.00	1,199,713.31 USD	4.00	1/24/2020	1/24/2020
0000001862	1		11,253,900.00	1,590,536.38 USD	14.13	1/24/2020	1/24/2020
0000001876	1		200,000.00	18,163.27 USD	9.08	1/24/2020	1/24/2020
0000001883	1		212,000.00	66,469.68 USD	31.35	1/24/2020	1/24/2020
0000001899	1		20,000,000.00	3,037,667.36 USD	15.19	1/24/2020	1/24/2020
0000001995	1		600,000.00	96,450.81 USD	16.08	1/24/2020	1/24/2020
0000002003	1		261,000.00	83,975.64 USD	32.17	1/24/2020	1/24/2020

Private and Confidential



Prepaid Report (RPA149)

REVISED: 02/27/2017

DESCRIPTION:

This report provides the amounts received from customers in advance of project billing. The report identifies the initial prepayment amount and amounts drawn down over the life of the project. The report summarizes data by Fund and Account for each project and customer contract combination. The report can be used to monitor funds received in advance as well as the remaining amount for an advance.

NAVIGATION PATH:

Main Menu > Customer Contracts > Reports > Prepaid Report

RUN CONTROL PARAMETERS:

Set ID
Business Unit
Department
Project (% for all)
As of Date
Fund (% for all)
Account (% for all)

OUTPUT FORMAT:

PDF
CSV

Screenshot of the RPA149 Prepaid Report - Run Control Page

The screenshot shows the 'Prepaid Report' page in a web application. At the top, there is a breadcrumb navigation bar: 'Favorites > Main Menu > Customer Contracts > Reports > Prepaid Report'. Below this, a 'Prepaid Report' tab is active. The main heading is 'Prepaid Report'. Below the heading, there are links for 'Run Control ID Prepaid', 'Report Manager', 'Process Monitor', and a 'Run' button. A 'Report Request Parameters' section contains several input fields with search icons: '*SetID' (50100), '*Business Unit' (50100), '*Department' (99999), '*Project (% for all)' (%), 'As Of Date' (01/24/2020), '*Fund (% for all)' (%), and '*Account (% for all)' (%). At the bottom, there are buttons for 'Save', 'Notify', 'Add', and 'Update/Display'.



Screenshot of the RPA149 Prepaid Report

Commonwealth of Virginia
PREPAID REPORT

Run Date: 01/24/2020
Run Time: 11:22 00

Page No. 1 of 6

Set ID: 50100
Business Unit: 50100
Fund Code: All
Account ID: All
Department ID: 99999
Project ID: All
As of Date: 01/24/2020

Fund	Project ID	Contract ID	Account	Prepaid Amount	Remaining Amount	Last Date Utilized
04100	0000073692	0000000169	2403007	1,177.38	1,177.38	09/13/2017
	0000080944	0000000176	2409060	47,250.00	0.00	06/03/2013
	0000082583	0000000183	2409060	119.28	85.44	02/15/2011
	0000090369	0000000187	2409060	40,500.00	0.00	09/03/2013
	0000090741	0000000190	2409060	10.00	0.00	02/15/2011
	0000091349	0000000196	2409060	1,199.37	343.38	04/30/2012
	0000091887	0000000875	2409060	26,750.31	0.00	11/11/2011
	0000092124	0000000197	2409060	2,500.00	0.00	02/12/2011
	0000092851	0000000199	2409060	41,250.00	0.00	08/03/2015
	0000093492	0000000201	2409060	2,500.00	2,500.00	02/10/2012
	0000096757	0000000087	2409060	33,000.00	0.00	06/30/2014
	0000097657	0000000089	2409060	283.85	0.00	10/13/2011
	0000098331	0000000093	2409060	18,000.00	16,999.66	02/10/2012
	0000099200	0000000098	2409060	1,000.00	1,000.00	02/10/2012
	000100803	0000000103	2409060	5,000.00	4,794.18	05/01/2012
	0000101533	0000000111	240400	34.72	34.72	06/14/2011
	0000101757	0000000115	2409060	4,000.00	612.95	09/10/2011
	0000103065	00000001454	2409060	12,000.00	10,318.01	02/01/2013
	0000103902	0000000141	2409060	0.00	0.00	10/01/2014
	0000104658	00000001526	2409060	570.72	0.00	03/24/2015
	0000104659	00000001530	2409060	31,342.15	0.00	03/23/2015
	0000104660	00000001531	2409060	11,835.24	0.00	03/25/2015
	0000105825	00000001628	2409060	56,751.89	0.00	08/09/2017
	0000105825	00000001628	2409060	30,000.00	0.00	06/01/2016
	0000105825	00000001628	2409060	44,250.00	0.00	06/29/2018
	0000105825	00000001628	2409060	41,250.00	0.00	06/04/2019
	0000105825	00000001628	2409060	0.00	0.00	08/09/2017
	0000105825	00000001628	2409060	54,750.00	12,874.83	01/03/2020
	0000106621	00000001689	2409060	250,000.00	0.00	05/02/2017
	0000106621	00000001689	2409060	239,890.08	0.00	05/02/2016
	0000106621	00000001689	2409060	200,000.00	0.00	05/02/2017
	0000106621	00000001689	2409060	715,000.00	0.00	01/03/2019
	0000110831	00000001826	2403007	452,746.30	0.00	05/10/2018
Total for Fund				2,364,961.29	50,740.55	



Project Expenditure by Activity Group Report (RPA100)

REVISED: 01/15/2020

DESCRIPTION:

This report provides project expenditures by activity group or phase such as Right of Way, Construction, Research, etc. The report can be run for one or more projects and activity groups. This report can also be run to provide construction engineering costs by selecting the ACTIVITY_CE in the tree field and ALL_ACTIVITIES in the node field.

NAVIGATION PATH:

Main Menu > Project Costing > Reports > Project Expenditure by Activity Grp

RUN CONTROL PARAMETERS:

SetID
Business Unit
Activity Tree
Activity Node
Responsible Org
Project ID
TimeFrame [Current Period,Life to Date]

OUTPUT FORMAT:

Screenshot of the RPA100 Project Expenditure by Activity Group - Run Control Page

The screenshot displays the 'Run Control ID activity_grp' page for the 'Project Expend by Activity Grp' report. The page includes a navigation bar with 'Favorites', 'Main Menu', 'Project Costing', 'Reports', and 'Project Expend by Activity Grp'. Below the navigation bar, there are links for 'Report Manager', 'Process Monitor', and a 'Run' button. The main section is titled 'Report Request Parameters' and contains several input fields: '*SetID' (50100), '*Business Unit' (50100), '*Activity Tree' (ACTIVITY_CE), 'Activity Node' (ALL_ACTIVITIES), and 'Responsible Org'. A 'Timeframe' section with radio buttons shows 'Life to Date' selected. Below these fields is a 'Project' table with columns for 'Project ID' and a search bar. The table shows one entry with 'Project ID' 10000094541. At the bottom, there are buttons for 'Save', 'Return to Search', 'Notify', 'Add', and 'Update/Display'.

Project
Project ID
1 0000094541



Screenshot of the RPA100 Project Expenditure by Activity Group

Report ID: RPA100

Commonwealth of Virginia
PROJECT EXPENDITURE BY ACTIVITY GROUP

Run Date: 03/17/2020

Run Time: 12:41 00

Page No. 1 of 1

Set ID: 50100 : VA Dept of Transportation
Business Unit: 50100 : VA Dept of Transportation
Activity Tree: ACTIVITY_CE
Activity Node: ALL_ACTIVITIES
Responsible Org:
Period: Life-to-Date
Projects: 0000094541

Project ID	Activity	Activity Description	Expenditures
0000094541	64201	Construction Inspection Field	83,449.40
0000094541	64204	Construction Manager/ACE	16,538.03
0000094541	64205	Environmental	100.20
0000094541	64206	Location and Design	15,833.37
0000094541	64211	Systems Operations	19,138.38
0000094541	64212	Law Enforcement Support	537.11
0000094541	64213	Construction Program Managemen	1,053.33
0000094541	64215	Contract Administration	1,639.53
0000094541	643	Materials	6,782.27
0000094541	648	Civil Rights	885.94
Node Total for ALL_ACTIVITIES			\$ 145,957.56
Total			\$ 145,957.56



Project Expenditure by Employee Report (RPA090)

REVISED: 08/09/2021

DESCRIPTION:

This report provides project expenditures and hours for employee charges posted to projects. The detailed information includes Employee Name, Employee ID, Department ID, and Earnings Code for each combination of project related phase and activity. This report contains two different sections; Employee Earnings and Employer Fringe.

This report can be used to monitor employee time and expenditures charged to a project life-to-date.

NAVIGATION PATH:

Main Menu > Project Costing > Reports > Project Expenditure by Employee

RUN CONTROL PARAMETERS:

Business Unit
Project
From Date
To Date

OUTPUT FORMAT:

PDF
CSV

ADDITIONAL INFORMATION:


Employee project expenditures and hours charged are summarized at both Project-to-Date and Project-wide levels.

Screenshot of the RPA090 Project Expenditure by Employee Report - Run Control Page

The screenshot displays the 'Project Expenditure by Employee' report interface. At the top, a navigation bar includes 'Favorites', 'Main Menu', and a breadcrumb trail: '> Change Password > Project Expenditure by Employee'. Below this, a tab labeled 'Project Expend by Employee' is active. The main heading is 'Project Expenditure Report - by Employee'. Underneath, the 'Run Control ID' is 'Proj_Exp_by_Employee', and there are links for 'Report Manager' and 'Process Monitor', along with a 'Run' button. A 'Report Run Parameters' section contains four input fields: '*Business Unit' with value '50100', '*Project' with value '0000116015', 'From Date' with value '01/01/2021', and 'To Date' with value '08/09/2021'. Each field has a search icon or a calendar icon. At the bottom, there are buttons for 'Save', 'Notify', 'Add', and 'Update/Display'.



Screenshot of the RPA090 Project Expenditure by Employee Report (Employee Earnings)



Report ID: RPA090

Commonwealth of Virginia

PROJECT EXPENDITURE BY EMPLOYEE

Run Date: 08/09/2021

Run Time: 11:12 00

Business Unit: 50100

Project ID: 0000116015

From Date: 01/01/2021

To Date: 08/09/2021

Page No. 1 of 3

Project LTD Expenditures: \$ 70,459.30

Emplid	Name	Employee Department	Accounting Date	Journal	Transaction Date	Phase	Activity	EarnCd	Invoice	Hours	Amount
	Employee Earnings	17042									
	Time & Labor for		02/17/2021	TE01718708	01/25/2021	9104	631	RGS	FED003051	2.00	79.80
Total for (Employee Earnings)										\$	79.80
Total for Employee										\$	79.80
	Employee Earnings	17055									
	Time & Labor for		03/16/2021	TE01739994	03/02/2021	9104	64211	RGS	FED003074	0.50	21.76
Total for (Employee Earnings)										\$	21.76
Total for Employee										\$	21.76
	Employee Earnings	19064									
	Wages, General		04/09/2021	PY01748069	03/22/2021	9101	716	RGHA	PROJ002034	8.00	296.32
	Wages, General		04/09/2021	PY01748069	03/23/2021	9101	716	RGHA	PROJ002034	8.00	296.32

Screenshot of the RPA090 Project Expenditure by Employee Report (Employer Fringe and Employee Earnings)

Page No. 2 of 3

Emplid	Name	Employee Department	Accounting Date	Journal	Transaction Date	Phase	Activity	EarnCd	Invoice	Hours	Amount
	Wages, General		04/09/2021	PY01748069	03/24/2021	9101	716	RGHA	PROJ002034	8.00	296.32
	Wages, General		04/09/2021	PY01748069	03/25/2021	9101	716	RGHA	PROJ002034	8.00	296.32
	Wages, General		04/09/2021	PY01748069	03/26/2021	9101	716	RGHA	PROJ002034	8.00	296.32
Total for (Employee Earnings)										\$	1,481.60
	Employer Fringe										
	Salary Social Security&Medicare		04/09/2021	PY01748069	03/28/2021	9101	716		PROJ002034	0.00	339.60
Total for (Employer Fringe)										\$	339.60
Total for Employee										\$	1,821.20
	Employee Earnings	10017									
	Wages, General		04/09/2021	PY01748069	03/08/2021	9104	631	ERG	FED003078	8.00	172.72
	Wages, General		04/09/2021	PY01748069	03/09/2021	9104	631	ERG	FED003078	8.00	172.72
	Wages, General		04/09/2021	PY01748069	03/10/2021	9104	631	ERG	FED003078	8.00	172.72
	Wages, General		04/09/2021	PY01748069	03/11/2021	9104	631	ERG	FED003078	8.00	172.72
	Wages, General		04/09/2021	PY01748069	03/12/2021	9104	631	ERG	FED003078	8.00	172.72
	Wages, General		04/09/2021	PY01748069	03/15/2021	9104	631	ERG	FED003078	8.00	172.72
	Wages, General		04/09/2021	PY01748069	03/16/2021	9104	631	ERG	FED003078	8.00	172.72
	Wages, General		04/09/2021	PY01748069	03/17/2021	9104	631	ERG	FED003078	8.00	172.72
	Wages, General		04/09/2021	PY01748069	03/18/2021	9104	631	ERG	FED003078	8.00	172.72
	Wages, General		04/09/2021	PY01748069	03/19/2021	9104	631	ERG	FED003078	8.00	172.72
	Wages, General		04/09/2021	PY01748069	03/22/2021	9104	631	ERG	FED003078	8.00	172.72
	Wages, General		04/09/2021	PY01748069	03/23/2021	9104	631	ERG	FED003078	8.00	172.72
	Wages, General		04/09/2021	PY01748069	03/24/2021	9104	631	ERG	FED003078	8.00	172.72
	Wages, General		04/09/2021	PY01748069	03/25/2021	9104	631	ERG	FED003078	8.00	172.72
	Wages, Overtime		04/09/2021	PY01748069	03/25/2021	9104	631	ETHX		2.00	64.77
	Wages, General		04/09/2021	PY01748069	03/26/2021	9104	631	ERG		8.00	172.72



Screenshot of the RPA090 Project Expenditure by Employee Report (Employer Fringe)

Page No. 3 of 3										
Empld	Name	Employee Department	Accounting Date	Journal	Transaction Date	Phase	Activity	EarnCd	Invoice	Amount
Total for (Employee Earnings)										\$ 2,655.57
Employer Fringe										
	Salary Social Security&Medicare		04/09/2021	PY01748069	03/28/2021	9104	631		0.00	203.16
Total for (Employer Fringe)										\$ 203.16
Total for Employee										\$ 2,858.73
Total for the project										\$ 4,781.49
End of Report										



Project Expenditures by Location Report (RPA093)

REVISED: 02/27/2017

DESCRIPTION:

This report provides Fiscal Year-to-Date and Life-to-Date budget and expenditure data for Projects and Cost Centers, using the Departments and Programs selected in report parameters. The report can be run in Summary or Detail format. The report can be used to review Project budget and actual expenditures at a location level.

NAVIGATION PATH:

Main Menu > Project Costing > Reports > Project Expenditures by Location

RUN CONTROL PARAMETERS:

SetID
Business Unit
Fiscal Year
Period
Department
Report Type (Summary, Detail)
Include Rollups [checkbox]
Program:
 All or Specific
 Program
 FIPS
 Tree Node
 Tree Node Name
Project Category
Project Status (Active, Inactive)

OUTPUT FORMAT:

PDF
CSV



Screenshot of the RPA093 Project Expenditure by Location - Run Control Page

Navigation: Favorites ▾ Main Menu ▾ > Project Costing ▾ > Reports ▾ > Project Expends by Location

Project Expends by Location

Run Control ID: Proj_Exp_by_Loc Report Manager Process Monitor **Run**

Report Request Parameters

*SetID: 50100 *Business Unit: 50100 *Fiscal Year: 2019 *Period: 8 Department: 10009

Report Type

☐ Summary
☒ Detail
☐ Include Rollups


To run this report for Districtwide, add 9 in front of the District value and click Include Rollups

Program

☒ All or Specific Program: FIPS: ☐ Tree Node Tree Node: Project Category: Project Status: ▾

Buttons: Save Notify Add Update/Display

Screenshot of the RPA093 Project Expenditure by Location Report



Report ID: RPA093

Commonwealth of Virginia

PROJECT EXPENDITURES BY LOCATION

Run Date: 01/24/2020

Run Time: 11:48 00

Set ID: 50100 : VA Dept of Transportation

Business Unit: 50100 : VA Dept of Transportation

Fiscal Year: 2019

Period: 8

Department: 10009 : Business Trans & Spec Projects

Program: All

FIPS: All

Project Category: All

Project Status: All

Department: 10009

Program: 60400501

FIPS:

Page No. 1 of 2

Project	Current Budget	Current Expenses	Current Variance	LTD Budget	LTD Expenses	LTD Variance
Cost Center						
11070010	0.00	27,108.59	(27,108.59)			
11070020	0.00	464,122.68	(464,122.68)			
11070030	0.00	(227,912.60)	227,912.60			
11070040	0.00	(8,258.29)	8,258.29			
11070050	0.00	(692.04)	692.04			
Cost Center Total	\$ 0.00	\$ 254,368.34	\$ (254,368.34)			



Project Overview Report (VPAR0094)

REVISED: 05/24/2016

DESCRIPTION:

This report provides an overview of project data, such as project start date, project description, budget associations, related project categories, project phase data, project distribution, and project expenditures to date. The report can be used to monitor and update project status.

NAVIGATION PATH:

Main Menu > Project Costing > Reports > Project Overview

RUN CONTROL PARAMETERS:

PC Business Unit
Project ID
LTD Through Fiscal Year
Accounting Period

OUTPUT FORMAT:


PDF
CSV

Screenshot of the VPAR0094 Project Overview Report - Run Control Page

The screenshot displays the 'Run Control' page for the 'Project Overview' report. The breadcrumb navigation at the top reads: Favorites > Main Menu > Project Costing > Reports > Project Overview. Below the navigation, a tab labeled 'Project Overview' is active. The page shows the 'Run Control ID' as 'Proj_Overview'. To the right are links for 'Report Manager', 'Process Monitor', and a 'Run' button. A section titled 'Report Request Parameters' contains four input fields: '*PC Business Unit' with the value '50100', '*Project ID' with the value '0000095952', '*LTD Through Fiscal Year' with the value '2019', and '*Accounting Period' with the value '7'. Each field has a magnifying glass icon for search. At the bottom, there are buttons for 'Save', 'Notify', 'Add', and 'Update/Display'.



Screenshot of the VPAR0094 Project Overview Report

 Report ID: VPAR0094		Commonwealth of Virginia PROJECT OVERVIEW REPORT		Run Date: 01/24/2020 Run Time: 11:53 00																																											
Page No. 1 of 2																																															
PC Business Unit:	50100																																														
Project ID:	0000095952																																														
Ltd Through Fiscal Year:	2019																																														
Accounting Period:	7																																														
Start Date:	04/05/2010																																														
Project Manager:	MITCHELL, DIANE L																																														
Description:	0029-071-681, P101, R201, CS01																																														
Overall Project Budget:	\$ 6,900,901.00																																														
Project Allocations:	\$ 5,756,749.00																																														
Needed Allocations:	<u>(\$ 1,144,152.00)</u>																																														
<table border="1"> <thead> <tr> <th></th> <th>9101</th> <th>9102</th> <th>9103</th> <th>9104</th> <th>Total</th> </tr> </thead> <tbody> <tr> <td>Status</td> <td>I</td> <td>I</td> <td>I</td> <td>I</td> <td></td> </tr> <tr> <td>Start Date</td> <td>04/05/2010</td> <td>05/19/2014</td> <td>04/05/2010</td> <td>05/09/2016</td> <td></td> </tr> <tr> <td>Close Date</td> <td>02/24/2017</td> <td>09/01/2016</td> <td>10/30/2016</td> <td>02/26/2019</td> <td></td> </tr> <tr> <td>Project Allocations</td> <td></td> <td></td> <td></td> <td></td> <td>\$ 5,756,749.00</td> </tr> <tr> <td>Expenditure to Date</td> <td>\$ 616,525.84</td> <td>\$ 208,691.50</td> <td>\$ 0.00</td> <td>\$ 5,795,385.69</td> <td>\$ 6,620,603.03</td> </tr> <tr> <td>Remaining Balance</td> <td></td> <td></td> <td></td> <td></td> <td><u>(\$ 863,854.03)</u></td> </tr> </tbody> </table>							9101	9102	9103	9104	Total	Status	I	I	I	I		Start Date	04/05/2010	05/19/2014	04/05/2010	05/09/2016		Close Date	02/24/2017	09/01/2016	10/30/2016	02/26/2019		Project Allocations					\$ 5,756,749.00	Expenditure to Date	\$ 616,525.84	\$ 208,691.50	\$ 0.00	\$ 5,795,385.69	\$ 6,620,603.03	Remaining Balance					<u>(\$ 863,854.03)</u>
	9101	9102	9103	9104	Total																																										
Status	I	I	I	I																																											
Start Date	04/05/2010	05/19/2014	04/05/2010	05/09/2016																																											
Close Date	02/24/2017	09/01/2016	10/30/2016	02/26/2019																																											
Project Allocations					\$ 5,756,749.00																																										
Expenditure to Date	\$ 616,525.84	\$ 208,691.50	\$ 0.00	\$ 5,795,385.69	\$ 6,620,603.03																																										
Remaining Balance					<u>(\$ 863,854.03)</u>																																										
Project Category	Strength / Widening Bridges																																														
BRDG	Primary Construction																																														
PRIM	Identify capitalized VDOT proj																																														
CAP																																															
<u>Distribution Split Basis and Project to Date Expenditure Detail:</u>																																															
<u>Fund</u>	<u>Program</u>	<u>Department</u>	<u>FIPS</u>	<u>Asset</u>	<u>Agency Use1</u>	<u>Agency Use2</u>	<u>Cost Center</u>	<u>Task</u>	<u>Account</u>	<u>Percentage</u>																																					
04720	603023	13014	143							100.00%																																					
<u>Fund</u>	<u>Program</u>	<u>FIPS</u>	<u>9101</u>	<u>9102</u>	<u>9103</u>	<u>9104</u>																																									
Highway Construction Fund	Primary Construction																																														
04720	603004		\$	56,969.04																																											
Highway Construction Fund	Primary Construction	Pittsylvania																																													
04720	603004	143	\$	559,556.80																																											
Highway Construction Fund	Spec State & Federal Programs	Pittsylvania																																													
04720	603023	143	\$	0.00																																											



Revenue Management Report

REVISED: 04/20/2020

DESCRIPTION: This report displays revenue plans, including the status of these plans and the events associated with them. The report also displays the status of the events and the amount of future revenue.

NAVIGATION PATH:

Main Menu > Customer Contracts > Reports > Revenue Management

RUN CONTROL PARAMETERS:

Business Unit
Contract Type
Contract Classification
Sold to Customer
Processing Status
Contract
Contract Admin
Revenue Plan Status
Days Prior to Accounting Date

OUTPUT FORMAT:

PDF
CSV

Screenshot of Revenue Management Report Run Control Page

The screenshot shows the 'Revenue Management Report' run control page. At the top, there is a breadcrumb navigation: Favorites > Main Menu > Customer Contracts > Reports > Revenue Management. Below this, the title 'Revenue Management Report' is displayed. The 'Run Control ID' is 'Revenue_Management'. There are links for 'Report Manager' and 'Process Monitor', and a 'Run' button. The page is divided into two main sections: 'Contract Options' and 'Revenue Options'. The 'Contract Options' section includes fields for Business Unit (50100), Contract Type (%), Contract Classification (Standard), Sold To Customer (%), *Processing Status (Active), Contract (%), and Contract Admin (with a search icon and the text 'Enter a name or leave blank'). The 'Revenue Options' section includes a field for Revenue Plan Status (Pending) and a field for #Days Prior to Accounting Date (with a search icon and the text 'Enter number or leave blank'). At the bottom, there are buttons for Save, Notify, Add, and Update/Display.

Run Control ID: Revenue_Management

Report Manager Process Monitor Run

Contract Options

Business Unit: 50100 VA Dept of Transportation

Contract Type: %

Contract Classification: Standard

Sold To Customer: %

*Processing Status: Active

Contract: %

Contract Admin: Enter a name or leave blank

Revenue Options

Revenue Plan Status: Pending

#Days Prior to Accounting Date: Enter number or leave blank

Save Notify Add Update/Display



Screenshot of Revenue Management Report

ORACLE

Contracts Revenue Management Report

Page 1 of 8

4/21/2020

Business Unit: 50100 VA Dept of Transportation

Contract Currency: USD

Sold To Customer	Contract	Contract Type	Rev Rec Plan Id	Rev Rec Method	Event Num	Event Type	Event Status	Milestone Event Origin	Ms Nbr	Accounting Date	Revenue Amount
0000003249 FAIRFAX CO	0000001680	A	R101	Milestone	1	Date	Ready			5/21/2015	600,000.00
0000003249 FAIRFAX CO	0000001680	A	R101	Milestone	2	Date	Pending			6/21/2015	0.00
0000003249 FAIRFAX CO	0000001680	A	R102	Milestone	2	Date	Ready			4/16/2015	0.00
0000003249 FAIRFAX CO	0000001680	A	R102	Milestone	1	Date	Ready			3/16/2015	0.00
0000003249 FAIRFAX CO	0000001800	A	R101	Apptmnt	39	Date	Ready			6/30/2020	66,666.67
0000003249 FAIRFAX CO	0000001800	A	R101	Apptmnt	40	Date	Ready			7/31/2020	66,666.67
0000003249 FAIRFAX CO	0000001800	A	R101	Apptmnt	41	Date	Ready			8/31/2020	66,666.67
0000003249 FAIRFAX CO	0000001800	A	R101	Apptmnt	42	Date	Ready			9/30/2020	66,666.67
0000003249 FAIRFAX CO	0000001800	A	R101	Apptmnt	43	Date	Ready			10/31/2020	66,666.67
0000003249 FAIRFAX CO	0000001800	A	R101	Apptmnt	44	Date	Ready			11/30/2020	66,666.67
0000003249 FAIRFAX CO	0000001800	A	R101	Apptmnt	45	Date	Ready			12/31/2020	66,666.67
0000003249 FAIRFAX CO	0000001800	A	R101	Apptmnt	46	Date	Ready			1/31/2021	66,666.67
0000003249 FAIRFAX CO	0000001800	A	R101	Apptmnt	47	Date	Ready			2/28/2021	66,666.67
0000003249 FAIRFAX CO	0000001800	A	R101	Apptmnt	48	Date	Ready			3/31/2021	66,666.67
0000003249 FAIRFAX CO	0000001800	A	R101	Apptmnt	49	Date	Ready			4/30/2021	66,666.67
0000003249 FAIRFAX CO	0000001800	A	R101	Apptmnt	50	Date	Ready			5/31/2021	66,666.67
0000003249 FAIRFAX CO	0000001800	A	R101	Apptmnt	51	Date	Ready			6/30/2021	66,666.67
0000003249 FAIRFAX CO	0000001800	A	R101	Apptmnt	52	Date	Ready			7/31/2021	66,666.67
0000003249 FAIRFAX CO	0000001800	A	R101	Apptmnt	53	Date	Ready			8/31/2021	66,666.67
0000003249 FAIRFAX CO	0000001800	A	R101	Apptmnt	54	Date	Ready			9/30/2021	66,666.67
0000003249 FAIRFAX CO	0000001800	A	R101	Apptmnt	55	Date	Ready			10/31/2021	66,666.67

Note: This report displays billing plans with open events only.



Summary of Financial Activity by Project or Contract (RPA105)

REVISED: 02/27/2017

DESCRIPTION:

This report provides the total amount billed and collected for a particular project or a customer contract. The report also provides the status of prepaid amounts and the project budget. The report can be used to review customer contract data.

NAVIGATION PATH:

Main Menu > Customer Contracts > Reports > Financial Activity by Proj/Con

RUN CONTROL PARAMETERS:

Business Unit
As of Date
Project ID
Contract Number

OUTPUT FORMAT:

PDF
CSV

ADDITIONAL INFORMATION:

The report can be run using either the Project ID or the Contract Number, but not both. The generated results will be similar for either value.

Screenshot of the RPA105 Summary of Financial Activity by Project or Contract - Run Control Page, by Project ID

The screenshot shows the 'Run Control' page for the 'Summary of Financial Activity by Project or Contract' report. The breadcrumb navigation at the top reads: Favorites > Main Menu > Customer Contracts > Reports > Financial Activity by Proj/Con. Below the breadcrumb, there is a tab labeled 'Financial Activity by Proj/Con'. The main title of the page is 'Summary of Financial Activity by Project or Contract'. Below the title, there is a 'Run Control ID' field with the value 'Sum_Fin_Actv_by_Proj'. To the right of this field are two links: 'Report Manager' and 'Process Monitor'. Further right is a 'Run' button. Below these elements is a 'Report Run Parameters' section. This section contains four input fields: '*Business Unit' with the value '50100', '*As of Date' with the value '01/24/2020', 'Project ID' with the value '0000095952' (highlighted with a red box), and 'Contract Number' which is empty. At the bottom of the page, there are four buttons: 'Save', 'Notify', 'Add', and 'Update/Display'.

Report Run Parameters	
*Business Unit	50100
*As of Date	01/24/2020
Project ID	0000095952
Contract Number	



Screenshot of the RPA105 Summary of Financial Activity by Project or Contract Report, by Project ID

CARDINAL		Commonwealth of Virginia SUMMARY OF FINANCIAL ACTIVITY BY PROJECT OR CONTRACT				Run Date: 01/24/2020 Run Time: 12:18 00	
Report ID: RPA105		Page No. 1 of 1					
Business Unit 50100 As of Date 01/24/2020 Project ID 0000095952 Contract ID							
Overall Project Budget 6,900,901.00 Budget to Date 6,400,424.00 Total Expenditures 6,620,603.03							
Contract ID	Billed Amount	Collected Amount	Write-off Amount	\$0 Invoice Adjustment	Amount Due		
0293031	480,000.00	480,000.00	0.00	0.00	0.00		
	Prepaid Amount Utilized	Initial Prepaid Amount			Amount Remaining		
	0.00	0.00			0.00		
Contract Amount \$480,000.00							
Contract ID	Billed Amount	Collected Amount	Write-off Amount	\$0 Invoice Adjustment	Amount Due		
0293032	207,908.94	207,908.94	0.00	0.00	0.00		
	Prepaid Amount Utilized	Initial Prepaid Amount			Amount Remaining		
	0.00	0.00			0.00		
Contract Amount \$207,908.94							
Contract ID	Billed Amount	Collected Amount	Write-off Amount	\$0 Invoice Adjustment	Amount Due		
0293033	5,174,732.06	5,174,732.06	0.00	0.00	0.00		
	Prepaid Amount Utilized	Initial Prepaid Amount			Amount Remaining		
	0.00	0.00			0.00		
Contract Amount \$5,174,732.06							
Suspense Amounts							
Exceeded Agreement Amt 313,180.60							
Not Yet Billed 0.00							
Out of Contract Period 0.00							
Advance Construction 0.00							
Total Suspense Amt 313,180.60							
End of Report							

Screenshot of the Summary of Financial Activity by Project or Contract - Run Control Page, by Contract Number

Favorites

Main Menu

Customer Contracts

Reports

Financial Activity by Proj/Con

Financial Activity by Proj/Cont

Summary of Financial Activity by Project or Contract

Run Control ID Sum_Fin_Actv_by_Proj_or_Contr

Report Manager

Process Monitor

Run

Report Run Parameters

*Business Unit 50100

Project ID

*As of Date 01/24/2020

Contract Number 3604017

Save

Notify

Add

Update/Display



Screenshot of the RPA105 Summary of Financial Activity by Project or Contract Report, with Contract Number

CARDINAL		Commonwealth of Virginia SUMMARY OF FINANCIAL ACTIVITY BY PROJECT OR CONTRACT		Run Date: 01/24/2020 Run Time: 12:02 00																									
Report ID: RPA105				Page No. 1 of 1																									
Business Unit 50100																													
As of Date 01/24/2020																													
Project ID																													
Contract ID 3604017																													
Contract Type F																													
Customer 0000055002 FEDERAL HIGHWAY ADMINISTRATION																													
Total Expenditures 9,471,779.30																													
<table border="1"><thead><tr><th>Contract ID</th><th>Billed Amount</th><th>Collected Amount</th><th>Write-off Amount</th><th>\$0 Invoice Adjustment</th><th>Amount Due</th></tr></thead><tbody><tr><td>3604017</td><td>6,761,952.00</td><td>6,761,952.00</td><td>0.00</td><td>0.00</td><td>0.00</td></tr><tr><td></td><td>Prepaid Amount Utilized</td><td>Initial Prepaid Amount</td><td></td><td></td><td>Amount Remaining</td></tr><tr><td></td><td>0.00</td><td>0.00</td><td></td><td></td><td>0.00</td></tr></tbody></table>						Contract ID	Billed Amount	Collected Amount	Write-off Amount	\$0 Invoice Adjustment	Amount Due	3604017	6,761,952.00	6,761,952.00	0.00	0.00	0.00		Prepaid Amount Utilized	Initial Prepaid Amount			Amount Remaining		0.00	0.00			0.00
Contract ID	Billed Amount	Collected Amount	Write-off Amount	\$0 Invoice Adjustment	Amount Due																								
3604017	6,761,952.00	6,761,952.00	0.00	0.00	0.00																								
	Prepaid Amount Utilized	Initial Prepaid Amount			Amount Remaining																								
	0.00	0.00			0.00																								
Contract Amount \$6,761,952.00																													
<u>Suspense Amounts</u>																													
Exceeded Agreement Amt 444,560.00																													
Not Yet Billed 0.00																													
Out of Contract Period 0.00																													
Advance Construction 574,779.30																													
Total Suspense Amt 1,019,339.30																													
End of Report																													



Transaction Relationship Report (RPA145)

REVISED: 02/27/2017

DESCRIPTION:

This report provides information that traces billed amounts from invoices to the original transaction. The report can be used to provide backup documentation related to invoices that trace back to the original transaction and to the related journal entry.

NAVIGATION PATH:

Main Menu > Customer Contracts > Reports > Transaction Relationship Rpt

RUN CONTROL PARAMETERS:

Business Unit
Invoice
Project ID
Contract Number

OUTPUT FORMAT:

PDF
CSV

Screenshot of the RPA145 Transaction Relationship Report - Run Control Page

The screenshot displays the 'Transaction Relationship Report' run control interface. At the top, a breadcrumb navigation bar shows the path: Favorites > Main Menu > Customer Contracts > Reports > Transaction Relationship Rpt. Below this, a tab labeled 'Transaction Relationship Rpt' is active. The main area contains a 'Run Control ID' field with the value 'Trans_Rel'. To the right are links for 'Report Manager', 'Process Monitor', and a 'Run' button. A large section titled 'Transaction Relationship Report' contains four input fields: '*Business Unit:' with the value '50100', '*Invoice:' with the value 'FED001691', 'Project ID:', and 'Contract Number:'. Each field has a search icon. At the bottom, there are buttons for 'Save', 'Return to Search', 'Notify', 'Add', and 'Update/Display'.

Run Control ID	Trans_Rel
Report Manager Process Monitor Run	
Transaction Relationship Report	
*Business Unit:	50100
*Invoice:	FED001691
Project ID:	
Contract Number:	
Save Return to Search Notify Add Update/Display	



Screenshot of the RPA145 Transaction Relationship Report

Commonwealth of Virginia
TRANSACTION RELATIONSHIP REPORT

Run Date: 03/03/2020
Run Time: 04:13 00

Business Unit: 50100 : VA Dept of Transportation
Invoice: FHD001691
Project ID:
Contract Number:

Page No. 1 of 659

Contract	Approp	Project ID	Activity	Analysis Type	Voucher	EmplID	Expense	Journal	Accounting Date	Expenditure Amount	Billed Amount
000s177	Q270										\$1,410.78
		0000065542	602	PAY		00265724700			11/30/2016	403.08	403.08
		0000065542	602	PAY		00265724700			11/30/2016	302.31	302.31
		0000065542	602	PAY		00265724700			11/30/2016	302.31	302.31
		0000065542	602	PAY		00265724700			11/30/2016	403.08	403.08
Total										\$1,410.78	\$1,410.78
000s221	LY10										\$ 134.34
		0000080434	688	PAY		00435783800			11/30/2016	167.92	134.34
Total										\$ 167.92	\$ 134.34
000s272	L48E										\$1,788.50
		0000103721	930	PAY		00089320100			11/29/2016	127.75	127.75
		0000103721	930	PAY		00089320100			11/29/2016	127.75	127.75
		0000103721	930	PAY		00089320100			11/29/2016	127.75	127.75
		0000103721	930	PAY		00089320100			11/29/2016	127.75	127.75
		0000103721	930	PAY		00089320100			11/29/2016	127.75	127.75
		0000103721	930	PAY		00089320100			11/29/2016	127.75	127.75
		0000103721	930	PAY		00089320100			11/29/2016	127.75	127.75
		0000103721	930	PAY		00089320100			11/29/2016	127.75	127.75
		0000103721	930	PAY		00089320100			11/29/2016	127.75	127.75
		0000103721	930	PAY		00089320100			11/29/2016	127.75	127.75
		0000103721	930	PAY		00089320100			11/29/2016	127.75	127.75
		0000103721	930	PAY		00089320100			11/29/2016	127.75	127.75
		0000103721	930	PAY		00089320100			11/29/2016	127.75	127.75
		0000103721	930	PAY		00089320100			11/29/2016	127.75	127.75
		0000103721	930	PAY		00089320100			11/29/2016	127.75	127.75
		0000103721	930	PAY		00089320100			11/29/2016	127.75	127.75
Total										\$1,788.50	\$1,788.50
000s276	HY20										\$ 0.00
		0000100432	64202	PAY		00393213800			11/30/2016	40.32	32.26
		0000100432	64204	PAY		00502215000			11/30/2016	56.28	45.02



Project Accounting nVision Reports

<This page is intended to be blank>



Financial Summary - Project Expenditure by Activity Report (VPAR106a - nVision)

REVISED: 05/24/2016

DESCRIPTION: This nVision report provides the actual expenditures by Phase and related Activity for projects. Actual expenditure information is provided for current year accounting periods, current year, and project-to-date. The report can be used to monitor project expenditures as related to the total project budget and to research charges. The report can also be used to determine whether total project-to-date expenditures are over or under the budget amount.

NAVIGATION PATH:

Main Menu > myCardinal Financials > Financials Report Retrieval > FIN Report Manager > PROJ EXP ACTIVITY

RUN CONTROL PARAMETERS:

Business Unit
Fiscal Year
Project Number

OUTPUT FORMAT:


Excel version 2007 or higher

ADDITIONAL INFORMATION:

The project budget is not reflected at the Activity or Phase level. The project budget is reported below all of the individual phase summaries and is also incorporated in the project total line.



Screenshot of the VPAR106a Financial Summary - Project Expenditure by Activity nVision Report

		Commonwealth of Virginia								
		Financial Summary - Project Expenditure by Activity								
Report ID:	PA106ADA								Run Date:	December 14, 2019
Layout ID:	VPAR106A								Run Time:	12:34:16 AM
Scope :	PA106ADLYA									
Period End	June 30, 2020									
Business Unit	50100	VA Dept of Transportation								
Project :	0000140430	0211-078-631, F101, C501, B606								
</										